



Kuali Research: Proposal Development Guide

Kuali Research Help Contact: kr-help@umd.edu

Last updated: 02/26/24

Table of Contents

Accessing Kualu Research	4
Dashboard	5
Proposals Routing to Me Card	5
Proposals Not Routing Card	6
Proposal Workload Card	7
Searching for an Existing Proposal	8
Creating a New Proposal	14
Proposal Components and Navigation	16
Proposal Data Entry	19
Basic Section	19
Proposal Details Subsection	19
S2S Opportunity Search Subsection	20
Delivery info Subsection	25
Sponsor & Program information Subsection	26
Organization and Location Subsection	28
Key Personnel Section	32
Personnel Subsection	32
Adding a UMD employee	32
Adding a Non-UMD Employee (or future UMD Employee, not in PHR yet)	33
Create a Person in the Address Book	34
Add Units to Personnel	37
Certify Notification	38
Credit Allocation Subsection	39
Questionnaire Section	40
Questionnaire Versions and Updating	41
Compliance Section	42
Attachments Section	43
Attachments Tabs Use Overview	43
Budget Section	47
Creating a Summary Budget	50
Creating a Detailed budget	52
Creating a Modular Budget	72
Finalizing the Budget	77
Access Section	79
Sharing Access to a Proposal	80

Supplemental Information Section	82
Summary/Submit Section	83
Notifications	84
Proposal Lock	86
Submit for Review/Approval	88
Cancel the Proposal Development	89
Check the Status of the Approval	89
Updating Narrative Attachments	90
Data Override	91
Recall Proposal	92
Copying the Proposal From Another Proposal	92
Development Proposal FAQs	94
Appendix I - Questionnaire and Validation Requirements	104
Funded Agreement Questionnaire	104
Non-Funded Agreement Questionnaire	108
Data Use Agreement Questionnaire	110
Material Transfer Agreement Questionnaire	113
Appendix II - Cost Element Code Listing	116
Appendix III - KR Notification Emails	126

Proposal Development

The Proposal Development module contains records of proposals that have been created for routing and submission. Users enter data in the Proposal Development module and are limited to the Department with which they have the appropriate rights.

This module is open to certain campus users based on specific need and is not open to general campus users as the data contained within this module may be sensitive or proprietary. Investigators listed on a proposal have access to view that record and certify the proposal. Departmental and College Approvers have access to view and approve the proposals.

Access to this module is provided at a unit level based on business needs. Once the proposal has been submitted to the sponsor, the proposal data in this module may not be edited. No data in the Proposal Development module are included in the Data Warehouse and thus are not included on any institutional reports.

Please note:

- **Personnel:** Investigators and Key Persons are on one 1 tab. You can determine who gets UM credit, regardless of role on the proposal.
- **Certification:** All UM investigators (PI, Co-I, Multiple PI, key persons with credit) must certify his/her own proposal BEFORE the proposal may be submitted for routing. This may not be delegated to another user, but it can be done at any point prior to submitting the award for approval.
- **NSF Science Codes:** NSF Science Codes are required. The PI provides the science code which is then added to the proposal on the Sponsor and Program Information section.
- **Attachments:** Proposal, Personnel, and Internal attachments are all in the same section, just different tabs.

Kuali Research terminology

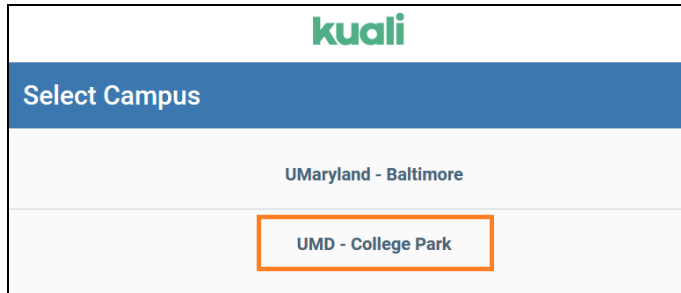
- **Cancel** in KR means “Kill this thing I am working on.” Do not click cancel unless you are certain the proposal record is no longer needed.

Accessing Kuali Research

To access Kuali Research visit: <http://kr.umd.edu>

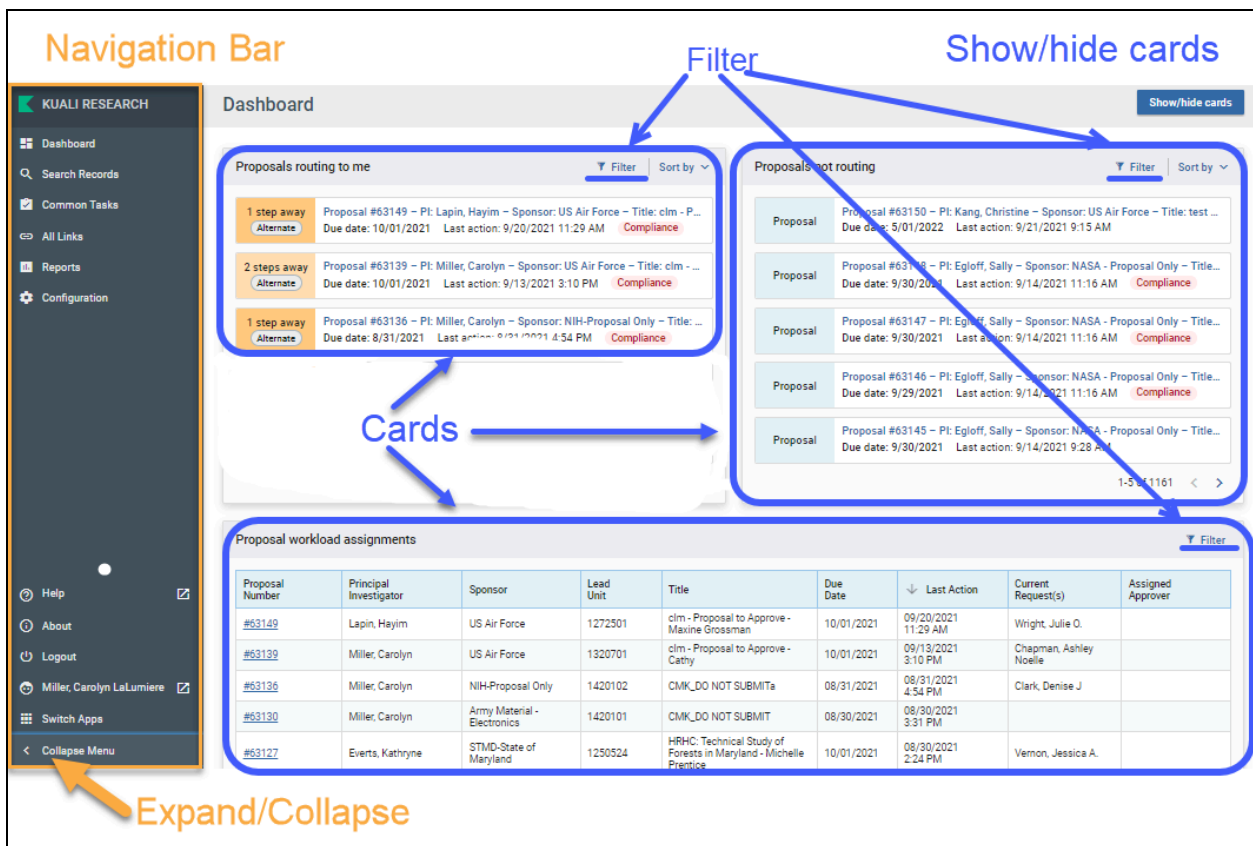
On the Select Campus page, choose "UMD - College Park".

You will be prompted to log in with your UMD directory ID and password via the Central Authentication Service (CAS).



Dashboard Home Page

When you log in to Kuali Research, the system will display the Dashboard Home Page, which contains Dashboard cards and an expandable navigation bar that allows users to access various resources in Kuali Research.



Navigation Bar

Filter

Show/hide cards

Cards

Expand/Collapse

Proposal workload assignments

Proposal Number	Principal Investigator	Sponsor	Lead Unit	Title	Due Date	Last Action	Current Request(s)	Assigned Approver
#63149	Lapin, Hayim	US Air Force	1272501	clm - Proposal to Approve - Maxine Grossman	10/01/2021	09/20/2021 11:29 AM	Wright, Julie O.	
#63139	Miller, Carolyn	US Air Force	1320701	clm - Proposal to Approve - Cathy	10/01/2021	09/13/2021 3:10 PM	Chapman, Ashley Noelle	
#63136	Miller, Carolyn	NIH-Proposal Only	1420102	CMK_DO NOT SUBMITa	08/31/2021	08/31/2021 4:54 PM	Clark, Denise J	
#63130	Miller, Carolyn	Army Material - Electronics	1420101	CMK_DO NOT SUBMIT	08/30/2021	08/30/2021 3:31 PM		
#63127	Everts, Kathryn	STMD-State of Maryland	1250524	HRHC: Technical Study of Forests in Maryland - Michelle Premice	10/01/2021	08/30/2021 2:24 PM	Vernon, Jessica A.	

Dashboard

After you log into Kuali Research, you will see the Dashboard Home page. There are three sections called “cards” presented, which are named “Proposals Routing to Me,” “Proposals Not Routing,” and “Proposal Workload” that all relate only to Proposal Development activities. You may elect to hide any cards you wish not to see by clicking on the “Show/Hide Cards” button and unchecking each.

The screenshot shows the Kuali Research Dashboard. On the left is a sidebar with navigation links: Dashboard, Search Records, Common Tasks, All Links, Help, About, Logout, Wright, Julie O., Switch Apps, and Collapse Menu. The main content area is titled 'Dashboard' and contains three cards. The first card, 'Proposals routing to me', shows a list of proposals with status indicators like '1 step away' and 'You're up!'. The second card, 'Proposals not routing', shows a list of proposals with their due dates and last actions. The third card, 'Proposal workload assignments', is a table with columns for Proposal Number, Principal Investigator, Sponsor, Lead Unit, Title, Due Date, Last Action, Current Request(s), and Assigned Approver. A 'Show/Hide Cards' panel on the right allows users to toggle the visibility of these cards.

Proposals routing to me

1 step away Proposal #62107 – Pt: Skerritt, Mosi – Sponsor: National Endowment for the ...
Due date: 10/08/2021 Last action: 9/27/2021 4:06 PM Compliance

You're up! Proposal #63149 – Pt: Lapin, Hayim – Sponsor: US Air Force – Title: ctm - Pr...
Due date: 10/01/2021 Last action: 9/20/2021 11:29 AM Compliance

Proposals not routing

Proposal #61784 – Pt: Vaughn, Charlotte – Sponsor: National Science Found...
Due date: None Last action: 6/09/2021 3:42 PM

Proposal #55941 – Pt: Moncrieffe, Michelle – Sponsor: Andrew W. Mellon Fo...
Due date: 9/23/2020 Last action: 9/09/2020 3:52 PM

Proposal #50151 – Pt: Flanagan, Kelly – Sponsor: National Endowment for th...
Due date: None Last action: 1/08/2020 1:53 PM

Proposal workload assignments

Proposal Number	Principal Investigator	Sponsor	Lead Unit	Title	Due Date	Last Action	Current Request(s)	Assigned Approver
#62107	Skerritt, Mosi	National Endowment for the Humanities	1272301	Test proposal for documentation	10/08/2021	09/27/2021 4:06 PM	Klein, Lisa S	
#63149	Lapin, Hayim	US Air Force	1272501	ctm - Proposal to Approve - Maxine Grossman	10/01/2021	09/20/2021 11:29 AM	Wright, Julie O.	
#62990	Bell, Richard	Carnegie Corporation of New York	1272301	The First Freedom Riders: Streetcars and Street Fights in Jim Crow New York	08/16/2021	08/13/2021 11:38 AM	Frankenfield, Jill A.	
#62410	Carruthers, Peter	John Templeton Foundation	1273301	Human Motives: egoism, hedonism, and the science of affect	08/20/2021	07/23/2021 12:07 PM	Frankenfield, Jill A.	
#59452	Kim, Ji Youn	Massachusetts Institute of Technology	1271501	Request to Access Non-Aggregated Data for Research Purposes - Normative influence on Covid-19 prevention behaviors. A cross-national comparative	03/05/2021	03/05/2021 2:19 PM	Frankenfield, Jill A.	

Show/Hide Cards

Proposals routing to me ☒

Proposals not routing ☒

Proposal workload assignments ☒

Proposals Routing to Me Card

This card allows Proposal Development Approvers to easily monitor proposals that are queued up for their approval and watch for proposals they will soon have to approve. If you are not an approver you will not see any records in this card and may choose to hide the card if preferred.

Proposals Not Routing Card

Proposal Creators may use this card to monitor which proposals they are still working on and haven't been submitted for approval yet. This card also allows Proposal Development Approvers to monitor which proposals have been created and not yet submitted for their approval yet. To open a proposal to view or edit, click on the entry. If you are a Proposal Creator with edit rights in the Proposal's Lead Unit, you will be placed in edit mode after clicking on the entry.

The screenshot shows a web interface for 'Proposals not routing'. At the top, there are 'Filter' and 'Sorting Options' buttons. Below the header, a list of proposals is displayed. Each entry includes a 'Proposal' label, a title, a 'Due date', a 'Last action', and a 'Compliance' tag. A blue arrow points from the 'Compliance' tag to a pop-up table showing 'Type' and 'Status' for 'Human Subjects' and 'Financial COI'. Another blue arrow points from the 'View Additional Records' text to the pagination controls '1-5 of 1164' and directional arrows. A third blue arrow points from the 'Filter' button to the 'Filter' dropdown menu.

Type	Status
Human Subjects	Not yet applied
Financial COI	Not yet applied

Proposal Routing Card Features

Both the "Proposals Routing to Me" and "Proposals Not Routing" cards have similar options that allow you to better utilize and tune the cards to better suit your needs.

Compliance Items Tag

If a proposal has a Compliance item listed, you may click on the "Compliance" Tag **Compliance** to get a quick view of each item and their status.

View Additional Records

You can view the total count of records there are in each card and navigate through the full listing by clicking on the directional buttons in the bottom right (< >).

Sorting Options

You have options to sort the entries in each card based on your own preferences:

- **Deadline Date** - Sort by the proposal deadline. This is a good option to prioritize proposals that will require approvals the soonest in the "Proposals Routing to Me" card or will need to be submitted for approval the soonest in the "Proposals Not Routing" card. (NOTE: If a deadline date wasn't added by the proposal creator it will be at the end of your list in both ascending and descending order)
- **Last Action Taken** - Sort proposals by the most recently approved or saved activity.

- **Principal Investigator** - Sort proposals by PI.
- **Proposal Number** - Sort proposals by Proposal Number.
- **Sponsor Name** - Sort proposals by Sponsor Name.
- **Step to Approve** - (Only for “Proposals Routing to Me”) Sort proposals by how many steps until they require your approval. This is also a good option that allows you to prioritize your view to show what proposals you may immediately act on to approve.

Proposal Workload Card

This card allows anyone with Proposal view access to see which proposals are still currently in the process of being approved across all routing stops. Unlike the “Proposals Routing to Me” card, you will see each proposal listed throughout the entire approval process once it has been submitted for approval. When viewing the “Current Request(s)” column you can observe who the current primary approver is (e.g. Chair, Dean, ORA Representative). The “Assigned Approver” field will always be blank. Once a proposal has been completely approved it will be removed from this card. If a proposal is recalled or returned, it will also be removed from the card until it gets routed for approval again.

Click Any Column Header to Sort

Filter

Proposal workload assignments

Proposal Number	Principal Investigator	Sponsor	Lead Unit	Title	Due Date	Last Action	Current Request(s)	Assigned Approver
#63160	Miller, Carolyn	NASA - Proposal Only	1281501	Proposal for Approving Class on 09/28/21 - CKANG1	10/28/2021	09/28/2021 12:51 PM	Justice, Chris	
#63159	Miller, Carolyn	NASA - Proposal Only	1420501	Proposal for Approving Class on 09/28/21 - wej	10/28/2021	09/28/2021 12:46 PM	Howard, Bret B.	
#63158	Miller, Carolyn	NASA - Proposal Only	1322501	Proposal for Approving Class on 09/28/21 - jwaib416	10/28/2021	09/28/2021 12:18 PM	Fisher, John P.	
#63157	Miller, Carolyn	NASA - Proposal Only	1280901	Proposal for Approving Class on 09/28/21 - billing	10/28/2021	09/28/2021 12:16 PM	Billing, Amy S.	
#63156	Miller, Carolyn	NASA - Proposal Only	1251111	Proposal for Approving Class on 09/28/21 - shenley	10/28/2021	09/28/2021 12:00 PM	Aubry, Christopher P.	

Click on Proposal Number to Open Record

Increase Rows Viewable per Page

View Additional Records

Rows per page 5 1-5 of 688 < >

View Additional Records

You can view how many records there are in the card and navigate through the full listing by clicking on the directional buttons in the bottom right (< >). You may also increase the number of records visible per page by clicking on the “Rows per Page” option and selecting a larger number.

Sorting Options

You may sort any of the columns by clicking the column header to view either in ascending or descending order.

Hints and Tips!



Refreshing

When you are returning to the Dashboard page after approving or taking action in a proposal you may not see those changes instantly reflected on the Dashboard page. The Dashboard page will refresh automatically every 5 minutes. If you would like to refresh your results sooner than that though you may click on the refresh button in your web browser. (Shortcut Keys: “F5” in Windows, “Command” + “R” on Macs).

NOTE: Clicking on the Dashboard button () does not refresh the page while you are currently on it.

Searching for an Existing Proposal

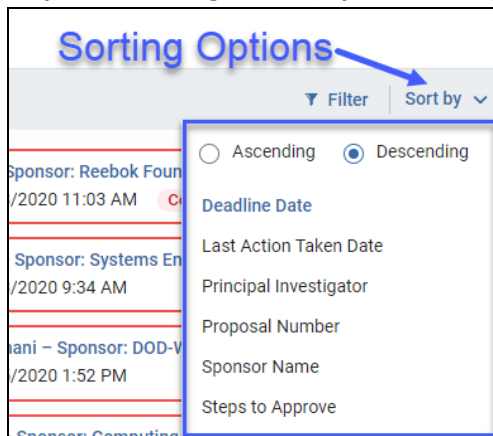
You may find and open proposals from a number of different areas including within Dashboard Cards, the Search Records page, and the traditional proposal development search page.

Searching for an Existing Proposal within Dashboard Cards

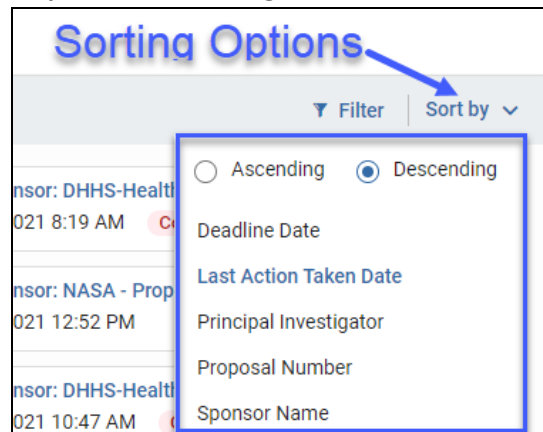
Sort

In any of the cards you may sort in various ways to see what proposals are still being worked on and what proposals are in the approval process. To open a proposal to view or edit, click on the entry. If you are a Proposal Creator with edit rights in the Proposal's Lead Unit, you will be placed in edit mode after clicking on the entry.

Proposals Routing to Me (if you are an Approver)



Proposals Not Routing



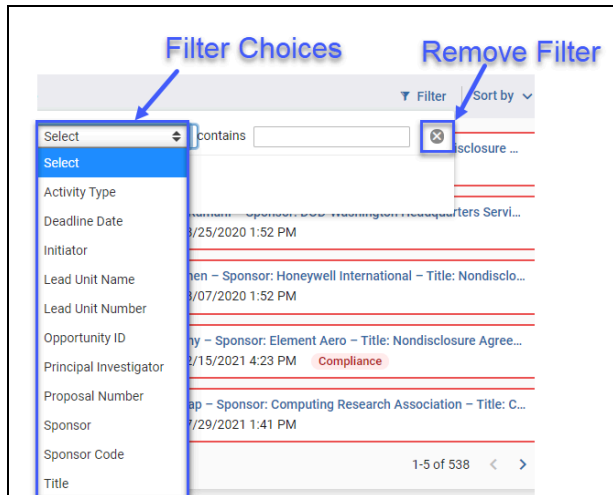
Proposal Workload Assignment

Proposal workload assignments								
Click on Any Column Heading to Sort								
Proposal Number	Principal Investigator	Sponsor	Lead Unit	Title	Due Date	↓ Last Action	Current Request(s)	Assigned Approver
#63160	Miller, Carolyn	NASA - Proposal Only	1281501	Proposal for Approving Class on 09/28/21 - CKANG1	10/28/2021	09/29/2021 3:20 PM	Holmes, Ann M.	

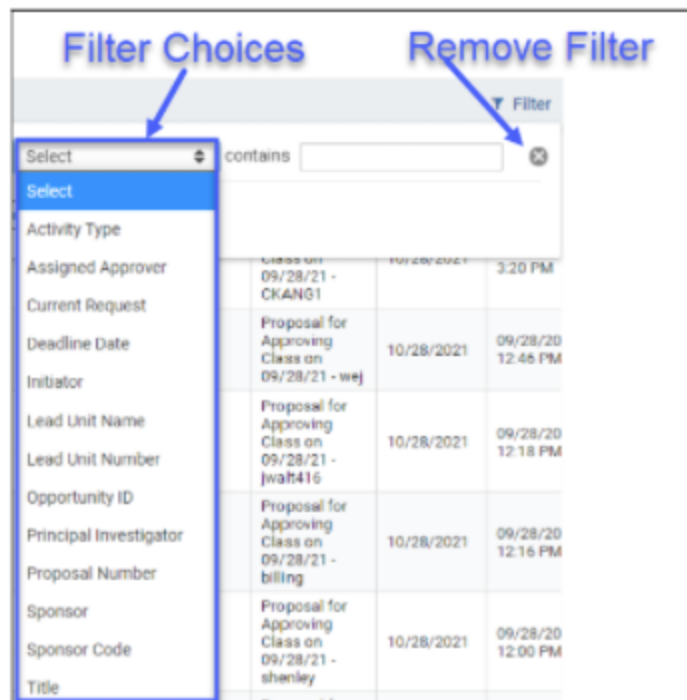
Filter

In any of the cards, you may filter on various items. You can have multiple filters set simultaneously. To remove a filter, click on the X to the right of the filter.

Proposals Routing to Me and **Proposals Not Routing** have the same filters.

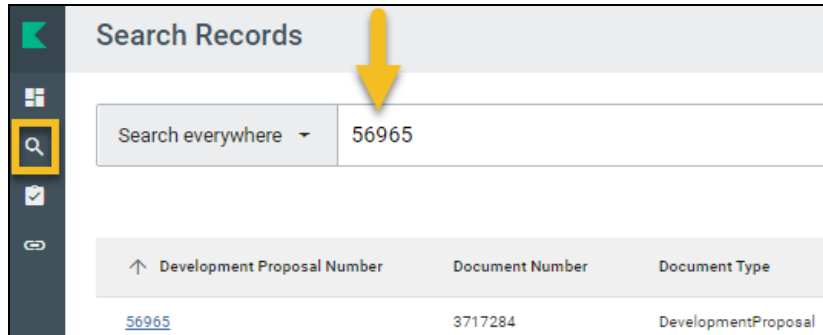


Proposal Workload Assignment



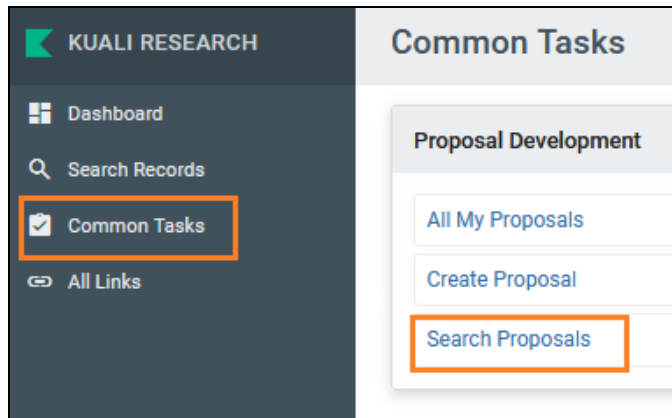
Searching for an Existing Proposal using the Search Records Page


You can search for Proposals by Proposal Number or Doc Number for example by using the Search Records page. If you are having trouble distinguishing the correct record you may narrow your results by searching within specific categories like “Development Proposal Number” or showing additional columns.



Searching for an Existing Proposal from the Common Tasks

Click [Common Tasks] > click [Search Proposals] under the [Proposal Development]



This will open the Development Proposal Lookup screen.
Typing in search variables in multiple fields acts as an AND operator.
Click on the  to do a secondary lookup for that particular field.

On this search page you may optionally use search operators below to further limit your results.

Operator	Name	Example	Comment
*	Wildcard Any Char	Title: *apple*	Search for “apple” anywhere in the title, regardless of the number of characters
		Title: apple*	Search for “apple” at the beginning of the title
		Title *apple	Search for “apple” at the end of the title
?	Wildcard One Char	Title: ?ffect* OR	Search for a word that has any one character that precedes “ffect” (e.g. “affect” or “effect”) in the beginning of a title OR
		Lead Unit 1??????	search for all UMD items
(Vertical Bar)	OR	Lead Unit: *apple* *orange*	Search for “apple” OR “orange” in any order
&&	AND	Title: *apple*&&*honeycrisp*	Search for “apple” AND “honeycrisp” in any order
!	NOT	Title: *apple*&&!*tree*	Search for “apple” but not “tree”
..	SERIES	Lead Unit: 1330101..1330103	Search records with Lead Unit from “1330101” to “1330103” (Just like combining Greater Than or Equal to and Less Than or Equal to)
>=	GREATER THAN OR EQUAL TO	Lead Unit: >=1330101	Search records with Lead Unit Greater than or Equal to “1330101”
<=	LESS THAN OR EQUAL TO	Lead Unit: <=1330101	Search records with Lead Unit Less than or Equal to “1330101”

NOTE: To ensure you get a complete set of UMD records returned, type in 1?????? in Unit ID. Due to KR logic and the results being limited to 500 records, leaving this field blank may cause KR not to return all records.

Development Proposal Lookup Screen

Using Kualu Research searching techniques, type in your search criteria and click on search. If you click on Cancel, the system will return you to the Welcome screen.

Proposal Number:	<input type="text"/>
Proposal Type:	<input type="text" value="select"/>
Proposal State:	<input type="text" value="select"/>
Project Title:	<input type="text"/>
Proposal Person:	<input type="text"/>
Principal Investigator:	<input type="text"/>
Aggregator:	<input type="text"/>
Participant:	<input type="text"/>
Initiator Username:	<input type="text"/>
Sponsor Deadline Date:	<input type="text"/> to <input type="text"/>
Sponsor:	<input type="text"/>
Sponsor Name:	<input type="text"/>
Prime Sponsor Code:	<input type="text"/>
Prime Sponsor Name:	<input type="text"/>
Lead Unit:	<input type="text" value="1?????"/>
Lead Unit Name:	<input type="text"/>
Award ID:	<input type="text"/>
Opportunity ID:	<input type="text"/>
Hierarchy Status:	<input type="text" value="select"/>
Proposal Create Date:	<input type="text"/> to <input type="text"/>
OSP Administrator Username:	<input type="text"/>
<input type="button" value="Cancel"/> <input type="button" value="Clear Values"/> <input type="button" value="Search"/>	

Proposal Number: internal tracking number for proposal, no leading zeros
Proposal Type: type of proposal submission; pull down
Proposal State: routing/approval status; pulldown
Project Title: title of proposal
Proposal Person: search by name of any Senior/Key Person listed on proposal
Principal Investigator: search by name of person with role of PI only
Aggregator: name of a person who has rights to create/compile a proposal
Participant: not used at UM
Initiator Username: directory ID of proposal creator
Sponsor Deadline Date: date proposal is due to sponsor
Sponsor: sponsor code
Sponsor Name: name of the sponsor
Prime Sponsor Code: prime sponsor code
Prime Sponsor Name: name of the originating funding sponsor
Lead Unit: **Unit ID:** always include 1?????? unless searching for a specific UMD unit
Lead Unit Name: name of the lead unit
Award ID: ID of award tied to this record, Renewals or Continuations only
Opportunity ID: funding opportunity ID
Hierarchy Status: not used at UM
Proposal Create Date: date range of when proposal was created (inclusive)
OSP Administrator Username: directory ID of ORA Contract Administrator

NOTE: To ensure you get a complete set of UMD proposals returned, type in 1?????? in Unit ID. Due to KR logic and the results being limited to 500 records, leaving this field blank may cause KR not to return all proposals.

If you are doing a broad proposal search, type in 1????? for lead unit which will assure that all UMD proposals are included in the search results. There are some older UMD development proposals (2007-2015) that have UMCP as their lead unit. To include them in your broad search, type in UMCP|1?????.

After clicking “Search” your results list will be at the bottom of the Lookup screen.

Click on “view” to open a selected proposal in view-only mode.

Click on “edit” to open a selected proposal in edit mode.

Show 10 entries

csv xml xls

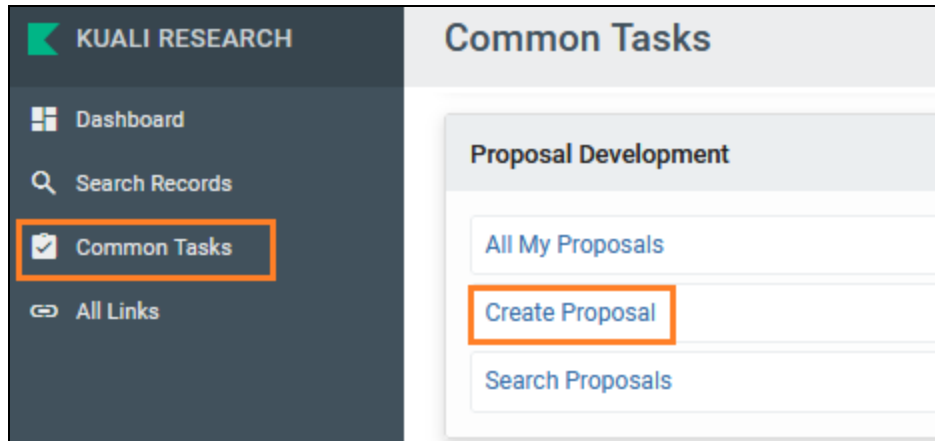
Actions	Proposal Number	Proposal Document Number	Proposal Type	Proposal State	Project Title	Prev Grants.Gov Tracking ID	Opportunity ID	Opportunity Title	CFDA Number	Agency Routing Identifier	Sponsor Name	Principal Investigator
view copy medusa	37	1839599	New	Approved Post-Submission	A University-Public School Partnership Intervention on Adolescent Obesity and Physical Inactivity						NIH-National Institutes of Health (Other Institute)	Ang Chen
view copy medusa	370	1839949	New	Approved Post-Submission	Power Harvesting Magnetorheological (MR) Dampers						STMD-Maryland Technology Development Corporation	Norman M. Wereley
view copy medusa	371	1839950	New	Approved Post-Submission	Flight Dynamics Simulation Modeling of Advanced Heavy-Lift Rotocraft						NASA - Ames Research Center	Roberto Celi
view copy medusa	372	1839951	New	Approved Post-Submission	Integrative Summit on Substance Use and Anxiety Comorbidity (ISSAC)						NIH-National Institutes of Health (Other Institute)	Carl W. Lejuez
view copy medusa	373	1839952	New	Approved Post-Submission	ITQ: Enhancing Language and Cultural Competencies for Speech & Speech						STMD-Maryland Higher Education Commission	Perla Blejer

NOTE: Search results may display proposals you don't have the rights to view. If you try to open a proposal such as this, you will receive an error “Error Message: user 'username' is not authorized to open document #####.”

Creating a New Proposal

Creating a New Proposal

Click [Common Tasks] > click [Create Proposal] under [Proposal Development]



On the Create Proposal page, all fields with an asterisk (*) must be completed before you are allowed to save. Once data has been entered, click [Save and Continue]. If you click on Cancel, the system will return to the Welcome screen without saving any information you have typed.

A screenshot of the 'Create Proposal' form in the KUALI RESEARCH system. The form is titled 'Create Proposal' and includes a note: '* indicates required fields'. The form contains several fields: 'Proposal Type' (dropdown menu), 'Lead Unit' (dropdown menu), 'Activity Type' (dropdown menu), 'Project Dates' (two date input fields separated by 'to'), 'Project Title' (text input field), and 'Sponsor' (text input field with a search icon). At the bottom of the form are two buttons: 'Cancel' and 'Save and Continue'.

Proposal Type (required): Please choose only from these proposal types:

- **New:** An application is submitted for funding for the first time.
- **Continuation:** A non-competing application for additional funding within the previously approved funding period.
- **Pre proposal:** as defined by the sponsor
- **Renewal:** (formerly called competing continuation) Previous years of funding for the project have elapsed. This proposal is competing for additional funding to continue the project.
- **Resubmission (for S2S):** (formerly called revision or amended application) Application previously submitted and reviewed by the sponsor but not funded. Used for System-to-System applications only.
- **Revision:** (formerly called supplement for NIH) – An application that proposes a significant change in an existing award; change in scope of work, etc

Lead Unit (required): If you have the rights to create proposals in more than one unit, a list of units will appear on the drop-down menu. Select the lead unit for the proposal. This can't be changed within a proposal; a new or copied proposal will need to be created if the lead unit needs to be changed.

Activity type (required): choose the correct award type from the drop-down box.

- **Research - Basic:** systematic study directed toward fuller knowledge or understanding of the fundamental aspects of phenomena and of observable facts without specific applications towards processes or products in mind.
- **Research - Applied:** research assessing and using some part of accumulated theories, knowledge, methods, and techniques for a specific driven purpose.
- **Research - Development:** systematic application of knowledge or understanding, directed toward the production of useful materials, devices, and systems or methods including design, development, and improvement of prototype and new processes to meet specific requirements.
- **Clinical Trial:** research studying the effectiveness of a particular device/therapy/drug with humans.
- **Training/Instruction:** projects, which incorporate teaching mainly.
- **Fellowship:** projects which provide a stipend to faculty or students in support of their undirected research or advanced study.
- **IPA:** Intergovernmental Personnel Assignments of personnel on temporary assignment to federal agencies.
- **Services/Other Sponsored Activities:** projects, which involve the performance of work other than instruction/training and research. Examples of such projects are health and community service projects.

Project Dates (required): Enter the start and end dates for the proposal.

Project Title (required): Enter the title of the proposal. This is limited to 200 characters for Grants.gov proposals. Some sponsors require shorter titles. Do not use special characters in the title, use "smart quotes," or copy and paste text from other word processing programs such as MS Word.

Sponsor (required): Start typing the sponsor name or number. Alternatively, you may click the magnifying glass icon next to the field to search for the sponsor. Select the sponsor and click ok.

- **Proposal-Only Sponsors:** For some sponsors, we always will use "Proposal Only" when selecting them because we may not be sure which division may manage it if awarded. Please use this sponsor for these agencies.

Acronym	Sponsor Name	Sponsor Code
DOE	DOE-Proposal Only	202510
NASA	NASA-Proposal Only	205429
NIH	NIH-Proposal Only	012336
USDA	USDA-Proposal Only	208634

If you can't locate the sponsor, search for the Temp Sponsor in the Sponsor Code column (Temp Sponsor – ORA will review) or search for Sponsor ID: 207756. Email kr-help@umd.edu with the sponsor information and it will be created.

Click [Save and Continue]. Once it is saved, the Proposal Number will be assigned by Kualii.

Proposal Components and Navigation

After creating a proposal the Proposal Details screen is displayed. There are three parts of the screen - the Document Reference Information Box, the Proposal Sections Panel, and the tab bar for additional actions.

Document Reference Information Box (top right)

Shows information about the document for this version of the Proposal Development record.

S2S Connected: did/will this proposal be submitted directly to Grants.gov?

Initiator: directory ID of proposal creator

Status: status of the proposal - In Progress: not yet routed; Approval Pending: proposal is being routed

Document Info Doc Nbr: 1850646 S2S Connected: <input type="checkbox"/> no Initiator: ssimmon1 Status: Approved and Submitted more...	Document Info Doc Nbr: 1867241 S2S Connected: <input checked="" type="checkbox"/> yes Initiator: dgriffi1 Status: Approved and Submitted more...
--	--

You can click on [more...] to see more information about the document. This contains more reference detail information for this development proposal. Click anywhere off the panel to close it.

Document Info	
Doc Nbr	1850646
Initiator	ssimmon1
Status	Approved and Submitted
PI	Joseph F. JaJa
Created	02:29 PM 01/24/2011
Updated	2011-01-26 14:09:03.0
Proposal Nbr	10506
Sponsor Name	NSF

Doc Nbr: internal tracking number for this document

Initiator: directory ID of person who created the proposal

Status: current status of the proposal

PI: name of PI assigned to the proposal

Created: date and time proposal was created

Updated: date and time proposal was last updated

Proposal Nbr: internal tracking number for this proposal (note no leading zeroes)

Sponsor Name: name of sponsor that this proposal will be/was submitted to

Proposal Bar (on top)

✓ Data Validation (off)	Print	Copy	Medusa	Hierarchy	Budget Versions	Link	Help ▾
-------------------------	-------	------	--------	-----------	-----------------	------	--------

Tab bar for additional actions	
Icons	Description
✓ Data Validation (off)	Turn on and off validations, which will flag issues prior to submission.
Print	Displays the printable materials.
Copy	Allows you to create a copy of the current proposal.
Medusa	Opens the Medusa Window – Award, Institute Proposal, Subcontract and Development proposal links to show the relationship among them. Allows one to move from one module to the next without searching within each separate module.
Hierarchy	UMD does not use this feature.
Budget Versions	Displays all budget versions. It allows you to create, finalize, and select a specific budget version for proposal submission.
Link	Displays the proposal link.
Help ▾	Displays the Kualu Research guidebook, not specific to UMD.

Navigation Buttons (on bottom)











Action Buttons	Description
Back	Click to navigate to the previous listing on the left menu
Save	Click to save any entered data and to stay on the same screen
Save and Continue	Click to save and continue button to navigate to the next section of the proposal/budget as listed in the navigation menu
Close	Click to close and exit the proposal

ALWAYS CLICK THE “CLOSE” BUTTON WHEN FINISHED

When you are finished editing a proposal, you must click the “Close” button at the bottom of the Proposal Development page in order to release the proposal lock.

WARNING: If you close your web browser or web browser tab while editing a proposal, this does NOT release the lock, and another aggregator in your department will be unable to edit the proposal so it’s important that you click on the “Close” button when finished editing. For more information on proposal locks and how to clear them, see [Proposal Lock](#).

Proposal Sections (on left)

Proposal sections		
Left icon	Sub menu	Description
 Basics		includes Proposal Details, S2S Opportunity Search, Delivery info, Sponsor & Program Information
	Proposal Details	Displays details of the proposal
	S2S Opportunity Search	Displays the S2S opportunity and forms
	Delivery Info	Displays the delivery information
	Sponsor & Program Info	Displays information the sponsor needs or for routing
	Organization and Location	Displays the organization and performance sites
 Key Personnel		Includes the Personnel and Credit Allocation
	Personnel	Displays PI, Co-I and/or Key personnel
	Credit Allocation	Displays the Credit Split
 Questionnaire		Display any questionnaires applicable to proposal
 Compliance		Displays the Special Reviews
 Attachments		Displays the narrative, personnel (CV/CP), Internal attachments
 Budget		Displays the list of the budget versions created for this proposal, and serves as a portal to navigate to the Budget via selecting an existing version or creating new version by adding or copying a budget
 Access		Displays users or modify permissions of current users of the proposal
 Supplemental Information		Displays F&A rates and account includes admin cost
 Summary/Submit		Reviews the summary for completion prior to using the Submit for Review button as well as using the View Route Log button to preview the approval routing prior to submission
 Notifications		Displays all notifications that have been generated for the proposal.

Proposal Data Entry

If you are in the view mode, click on the edit button at the bottom of the screen to put the proposal in edit mode. Once in edit mode, you can make changes as needed. If you leave the screen without saving, Kuali Research will automatically save the proposal. If you click on [Save and Continue], Kuali Research will save the proposal and go to the next logical screen.

Basic Section

Proposal Details Subsection

Open the [Basics] section > Open [Proposal details] subsection
Edit any fields and add a Prime Sponsor Code, if applicable.

Proposal Details
* indicates required fields

Proposal Type: * New

Lead Unit: 1420101 - VPR-VP Research

Activity Type: * Research - Basic

Project Dates: * 07/01/2019 to 06/30/2021

Project Title: * CMK_DO NOT SUBMIT

Sponsor: * 205619 Naval Air Systems Command

Prime Sponsor Code:

Keywords: Nothing selected

After creating the proposal and entering in all the required fields you will have additional fields available on the Basics page:

- **Prime Sponsor Code:** prime sponsor code and name of the organization providing funds to the sponsor of the proposed project
- **Keywords:** not used at UMD

NOTE: If you selected a Proposal Type of Renewal, Resubmission(for S2S), Revision, or Pre Proposal you will see two additional fields to provide information on a related record if applicable:


- **Award ID:** for proposed projects with a previous award, enter the Kuali Research award ID
- **Original Institutional Proposal ID:** if a renewal or resubmission, enter the institutional proposal ID of the original proposal.

S2S Opportunity Search Subsection



If the proposal is an S2S proposal, select the S2S Opportunity information in this subsection. Click on Find an opportunity to identify the funding opportunity for this proposal.

Opportunity Tab

Add a Grants.gov opportunity

- Open [Basics] section > Open [S2S opportunity search] subsection
- Click  > Update the Search Domain to [Grants.Gov]
- Search by either the [Package ID] or [Opportunity ID] or the [AL Number] field > Click [Search]

Opportunity Search

Search Domain *	Grants.Gov  
Package ID	<input type="text"/>
Opportunity ID	<input type="text"/>
Competition ID	<input type="text"/>
Assistance Listing Number	<input type="text"/>

Search Domain: Select Grants.gov (Research.gov is not yet available)

Package ID: Package Identifier (PKG#####) similar to the Opportunity ID, which allows you to retrieve a grant opportunity.

Opportunity ID: Funding opportunity number, which is the most common method for searching and may use many different formats depending on the sponsor (e.g. PAR-18-914, DE-FOA-0001986, USDA-NIFA-AFRI-006609, etc.).

Competition ID: For Opportunities that list multiple Competition IDs you may optionally include a Competition ID in your search to be more specific. This field cannot be searched on alone.

Assistance Listings Number: ALN (formerly CFDA) represents federal agencies and programs (##.###), searches here will retrieve those available opportunities.

Actions	Opening Date	Closing Date	Package ID	Opportunity ID	Opportunity Title	Competition ID	Competition Title	Schema URL
select	08/01/2022	08/01/2025	PKG00093302	PA-HO-K23	G.g. Training and NIH Ext-UAT FOA (K23-Clinical Trial Optional)	FORMS-H	Forms-H	https://trainingapply.grants.gov/apply/
Assistance Listing Number								ALN Program Title Name
93.855								Allergy and Infectious Disease

In the search results, click on the Select button to choose the funding opportunity for the proposal.

On the Opportunity Search page > Opportunity Tab details are displayed about the opportunity. Review the grants.gov submission details and confirm the correct opportunity has been selected. The Instruction page is also available to be downloaded here. CFDA is now ALN.

Opportunity Search

[Opportunity](#)[Forms](#)[Submission Detail](#)[User Attached Forms](#)

Opportunity

Package ID	PKG00261521
Opportunity ID	CAG-ML-FY20
Opportunity Title	IMLS CARES Act Grants for Museums and Libraries
Submission Type:	Application
S2S Revision Type:	
Competition ID	CAG-ML-FY20
Competition Title	IMLS CARES Act Grants for Museums and Libraries
Opening Date	05/08/2020
Closing Date	06/12/2020
Instruction Page:	Download Instructions
Schema URL:	View schema
S2S Provider	Grants.Gov

▼ CFDA

Assistance Listing Number	ALN Program Title Name
45.312	National Leadership Grants

Forms Tab

On the Opportunity Forms Tab, check the checkboxes for any optional forms required per the funding opportunity instructions.

- Mandatory forms will always be marked to be included (has “YES” under [Include])
- Optional Forms may need to be added based on the Funding Opportunity and the details of the application. Click the appropriate checkbox under the Include column to ensure they will be submitted as part of the application.
- Click [Save] or [Save and Continue]

Opportunity Search

[Remove opportunity](#) [Change opportunity](#)

[Opportunity](#) **Forms** [Submission Detail](#) [User Attached Forms](#)

Forms

Form Name	Mandatory	Include	Description	Select
PHS_AssignmentRequestForm	No	No	Unavailable	<input type="checkbox"/>
PHS_Fellowship_Supplemental_3_1	No	<input type="checkbox"/>	Available	<input type="checkbox"/>
PHS_Inclusion_Enrollment_Report	No	<input checked="" type="checkbox"/>	User Attached Form	<input type="checkbox"/>
RR_SF424_2_0-V2.0	Yes	Yes	Available	<input type="checkbox"/>
SF424C_2_0-V2.0	No	No	Unavailable	<input type="checkbox"/>

[Create XML](#) [Create PDF](#)

[Back](#) [Save](#) [Save and Continue](#) [Close](#)

- If you need to include any forms that have a description of “Unavailable,” you will need to go to the User Attached Forms tab to address those.
- After uploading a User Attached form, the optional forms will show as “User Attached Form” and not “Unavailable.”

Forms

Form Name	Mandatory	Include	Description	Select
PHS_Inclusion_Enrollment_Report	No	<input checked="" type="checkbox"/>	User Attached Form	<input type="checkbox"/>
PerformanceSite_2_0	No	<input type="checkbox"/>	Available	<input type="checkbox"/>
RR_SF424_2_0-V2.0	Yes	Yes	Available	<input type="checkbox"/>
SF424C_2_0-V2.0	No	No	Unavailable	<input type="checkbox"/>

User Attached Forms Tab

The User Attached Forms tab allows you to manually attach any missing forms unavailable to Quali Research.

Opportunity Search

Document was successfully saved.

Remove opportunity Change opportunity

Opportunity Forms Submission Detail User Attached Forms

User Attached Forms

+ Add User Attached Form

- If you need to add a User Attached Form, note the form name(s) on the Forms Tab.
- Visit <https://www.grants.gov/web/grants/forms/r-r-family.html#sortby=1>
- Identify the form(s) needed; if not found, click through the different form families on the left until you find them.
- Click on the PDF link to download the form.

These are unstitched forms that will allow you to enter data and upload to Kualu Research.

R&R Family Forms:							Export Data
Agency Owner	Form Name	Adobe Form	Form Schema	Form Items Description	GG Version	OMB Number	OMB Expiration
HHS	AENT Program Specific Data Forms	PDF	Schema	FID	1.0	0930-0367	06/30/2020
USDA	AFRI PROJECT TYPE	PDF	Schema	FID	1.0	0524-0039	10/31/2018
HHS	ANew Program Specific Data Forms	PDF	Schema	FID	1.0	0930-0367	06/30/2020
Grants.gov	Assurances for Non-Construction Programs (SF-424B - R&R)	PDF	Schema	FID	1.1	4040-0007	01/31/2019
Grants.gov	Attachments	PDF	Schema	FID	1.2		
Grants.gov	Budget Information for Construction Programs (SF-424C)	PDF	Schema	FID	2.0	4040-0008	01/31/2019

- If the version of the form is not displayed and you need an older version, click on the FID link for the desired form.

R&R Family Forms:							Export Data
Agency Owner	Form Name	Adobe Form	Form Schema	Form Items Description	GG Version	OMB Number	OMB Expiration
HHS	AENT Program Specific Data Forms	PDF	Schema	FID	1.0	0930-0367	06/30/2020
USDA	AFRI PROJECT TYPE	PDF	Schema	FID	1.0	0524-0039	10/31/2018
HHS	ANew Program Specific Data Forms	PDF	Schema	FID	1.0	0930-0367	06/30/2020
Grants.gov	Assurances for Non-Construction Programs (SF-424B - R&R)	PDF	Schema	FID	1.1	4040-0007	01/31/2019
Grants.gov	Attachments	PDF	Schema	FID	1.2		
Grants.gov	Budget Information for Construction Programs (SF-424C)	PDF	Schema	FID	2.0	4040-0008	01/31/2019

- On the Form Items Description (FID) page, click on the “Download PDF” link for the version you need.

FORM ITEMS DESCRIPTION (FID)				
Budget Information for Construction Programs (SF-424C)				
VERSION(S):				
Version	Name	Status	Actions	
2.0	Budget Information for Construction Programs (SF-424C)	Active	View Schema	Download PDF Download DAT
1.0	Budget Information for Construction Programs (SF-424C)	Inactive	View Schema	Download PDF Download DAT

- Once you’ve downloaded the unstitched form(s), perform the necessary data entry on each.
- After the forms have been completed, they are ready to be uploaded via the User Attached Forms Tab.

Adding User Attached Forms

Click User Attached Forms tab > Click the button [+ Add User attached Form]

Remove opportunity

Change opportunity

[Opportunity](#)
[Forms](#)
[Submission Detail](#)
[User Attached Forms](#)

User Attached Forms

+ Add User Attached Form

Enter a description and attach a COMPLETED PDF file > Click [Add]

Add User Attached Form

Description: *

SF424C_UMD_TESTS

File: *

Choose File

SF424C_2_0_V20_UMDTST.pdf

Add

You will see the form now listed in the User Attached Forms list.

If you need to edit the [Description] after uploading, click [Action] > Click [edit]

If you need to view the PDF at any point, click on the Actions pulldown and click View PDF

User Attached Forms						
+ Add User Attached Form						
Description	Namespace	Form Name	File Name	Actions	Actions	
SF424C_UMD_TESTS	http://apply.grants.gov/forms/SF424C_2_0-V2.0	SF424C_2_0	SF424C_2_0_V20_UMDTST.pdf	Action	<div> <div>View XML</div> <div>View PDF</div> <div>Edit</div> </div>	

Delivery info Subsection

Delivery Info

Submission By:

select

Submission Type:

select

Submission Account ID:

Submission Name & Address:

Change

Clear

Number of copies:

Submission description:

Back

Save

Save and Continue

Close

Submission by: if the proposal will be sent electronically select “OSP” (ORA) or if it is to be mailed select “Department”

Submission Type: If the proposal is to be submitted electronically (e.g. grants.gov, email) select “Electronic”, if it is to be mailed select “Regular”, we do not use “Delivery Service”

Submission Account ID,

Submission Name & address,

Number of copies: not used at UMD

Submission description: describe the electronic delivery method used for submission system (e.g. Grants.gov, Fastlane, email address, or instructions for ORA)

Sponsor & Program information Subsection

Sponsor & Program Information

Document was successfully saved.

Sponsor Deadline Type: Receipt

Sponsor deadline: 03/01/2024 5:00 PM

Notice of Opportunity: Federal Solicitation

Opportunity ID: PA-HQ-K23

Opportunity Title: G.g. Training and NIH Ext-UAT FOA (K23-Clinical Trial Optional)

Subawards: ☒ Yes, this proposal includes subaward(s)

Sponsor Proposal ID:

Sponsor Div Code:

Must be 8 characters long

Sponsor Program Code:

NSF Science Code: Computer and Information Sciences: A.01

Anticipated Award Type: Grant

Agency Routing Identifier:

Prev Grants.Gov Tracking ID:

ALN

Assistance Listing Number	ALN Program Title Name
93.855	Allergy and Infectious Diseases Research

Sponsor deadline: type in date. If there is no deadline date, enter 1/1/2099.

Enter deadline time in either in 24h format or use AM/PM. This is Eastern time zone. 5:00 pm is 17:00.

Sponsor deadline type: Select Postmark, Receipt or Target, (Target: no deadline; if submitted early; subaward & etc)

Notice of opportunity: select type of solicitation

Opportunity ID: already entered based on Grants.gov opportunity previously selected

Opportunity Title: already entered based on Grants.gov opportunity previously selected

Subawards: Check yes if this project will include subawards

Sponsor Proposal ID: complete if directed to do so in FOA

NSF Science Code: see next page

Anticipated Award Type: select award type. Note that this selection determines the type of Questionnaire you will be required to answer.

Agency Routing Identifier complete if directed to do so in FOA

Prev Grants.Gov Tracking ID: used for Changed/Corrected or Resubmission S2S applications only

Assistance Listings Number: completed based on Grants.gov opportunity

NSF Science Code (REQUIRED FOR ALL PROPOSALS): complete based on PI input; one code/one project

A.01 Computer and Information Sciences: A.01
B.01 Aerospace, Aeronautical, and Astronautical Engineering - Engineering: B.01
B.02 Bioengineering and Biomedical Engineering - Engineering: B.02
B.03 Chemical Engineering - Engineering: B.03
B.04 Civil Engineering - Engineering: B.04
B.05 Electrical, Electronic, and Communications Engineering - Engineering: B.05
B.06 Industrial and Manufacturing Engineering - Engineering: B.06
B.07 Mechanical Engineering - Engineering: B.07
B.08 Metallurgical and Materials Engineering - Engineering: B.08
B.09 Other Engineering - Engineering: B.09
C.01 Atmospheric Science and Meteorology - Geosciences, Atmospheric, and Ocean Sciences: C.01
C.02 Geological and Earth Sciences - Geosciences, Atmospheric, and Ocean Sciences: C.02
C.03 Ocean Sciences and Marine Sciences - Geosciences, Atmospheric, and Ocean Sciences: C.03
C.04 Other Geosciences, Atmospheric and Ocean Sciences - Geosciences, Atmospheric, and Ocean Sciences: C.04
D.01 Agricultural Sciences - Life Sciences: D.01
D.02 Biological and Biomedical Sciences - Life Sciences: D.02
D.03 Health Sciences - Life Sciences: D.03
D.04 Natural Resources and Conservation - Life Sciences: D.04
D.05 Other Life Sciences - Life Sciences: D.05
E.01 Mathematics and Statistics: E.01
F.01 Astronomy and Astrophysics - Physical Sciences: F.01
F.02 Chemistry - Physical Sciences: F.02
F.03 Materials Science - Physical Sciences: F.03
F.04 Physics - Physical Sciences: F.04
F.05 Other Physical Sciences - Physical Sciences: F.05
G.01 Psychology: G.01
H.01 Anthropology - Social Sciences: H.01
H.02 Economics - Social Sciences: H.02
H.03 Political Science and Government - Social Sciences: H.03
H.04 Sociology, Demography, and Population Studies - Social Sciences: H.04
H.05 Other Social Sciences - Social Sciences: H.05
I.01 Other Sciences: I.01
J.01 Education - Non-S&E Fields: J.01
J.02 Law - Non-S&E Fields: J.02
J.03 Humanities - Non-S&E Fields: J.03
J.04 Visual and Performing Arts - Non-S&E Fields: J.04
J.05 Business Management and Business Administration - Non-S&E Fields: J.05
J.06 Communication and Communications Technologies - Non-S&E Fields: J.06
J.07 Social Work - Non-S&E Fields: J.07
J.08 Other Non-S&E Fields - Non-S&E Fields: J.08

Organization and Location Subsection

This section allows you to add Performance Sites and Subawardees if applicable to the proposal.

Applicant Organization Tab

The applicant organization cannot be changed in the proposal. Do not edit.

Performing Organization Tab

Performing organization: this should remain University of Maryland with the ORA address. Do not edit.

Performance Site Locations Tab

Performance Site(s) must be listed for any of the following instances identified for the project:

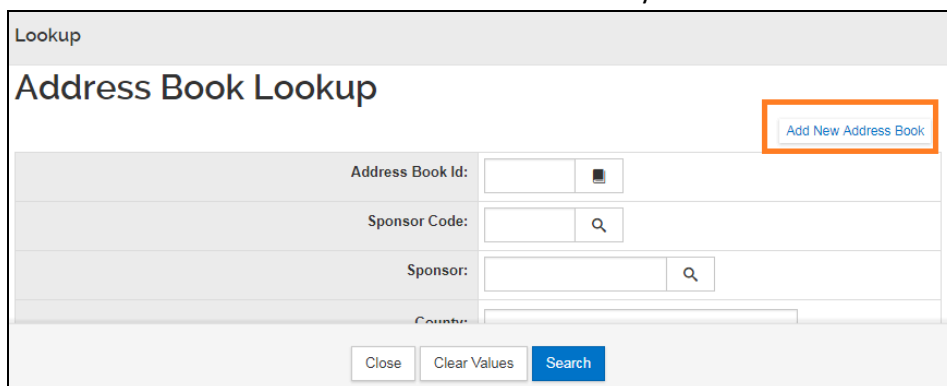
- an off-campus site where UMD work will take place for a minimum of three consecutive months
- a field work location

This tab is NOT for subawardees. The Address Book is used to lookup or create new entries that you may add to the Performance Site list.

- If an Address Book record already exists:
Click [Performance Site Locations] tab > Click [Add Performance Site] >
Search [address book] > Select the organization by clicking the box >
Click [return selected]

Create a New Performance Site in the Address Book

- If an Address Book does NOT exist, you may create one.
Click on **Add New Address Book** to create a new entry in the Address Book.



Address Book Document Overview Panel

Enter your initials or name of the performance site in the description field for the Address Book entry. This is a mandatory field that is not included when submitting to a sponsor.



Address Book Id:	421603
Address Line 1:	<input type="text"/>
Address Line 2:	<input type="text"/>
Address Line 3:	<input type="text"/>
City:	<input type="text"/>
Comments:	<input type="text"/>
Country Code:	<input type="text"/>
County:	<input type="text"/>
Delete Flag:	<input type="text"/>
Email Address:	user@domain.com
Fax Number:	<input type="text"/>
First Name:	<input type="text"/>
Middle Name:	<input type="text"/>
Last Name:	<input type="text"/>
Organization: *	<input type="text"/>
Owned By Unit: *	1420103
Phone Number:	<input type="text"/>
Postal Code:	<input type="text"/>
Prefix:	<input type="text"/>
Sponsor Code:	<input type="text"/> <input type="button" value="Q"/>
State:	<input type="text"/>
Suffix:	<input type="text"/>
Title:	<input type="text"/>
Active:	<input checked="" type="checkbox"/>

Address Book - Performance Site

Address Book ID: internally assigned number

Address Line 1/2/3 (Line 1 REQUIRED): address lines (only enter data in address line 1 and 2),

City (REQUIRED): city name

Comments: not used at UMD

Country Code (REQUIRED): dropdown menu

County: not used at UMD

Delete Flag: not used at UMD

Email Address: email of individual or organization

Fax Number: fax phone number

First name: first name of individual

Middle name: middle name of individual

Last name: last name of individual

Organization (REQUIRED): name of organization for individual or performance site

Owned by Unit (REQUIRED): enter "000001"

Phone Number (REQUIRED): phone number of individual or organization

Postal Code (REQUIRED): for US zip codes include the Zip+4 or for NON-US enter foreign postal code

Prefix: prefix salutation (e.g. Mr., Mrs., Dr.)

Sponsor Code: do not use, used only by sponsor records in KR

State (REQUIRED if US or CANADA): drop-down, select state

Suffix: suffix salutations (e.g. Jr, Sr., III,)

Title: title of the individual

Once you add the performance site, you will need to add the congressional district.

Organization Name:	Olivetti Foundation	X
City:		
State:		
Address Line 1:		
Address Line 2:		
Postal Code:		
<div>+ Add Congressional District</div>		

How to Lookup the Congressional District

<https://www.house.gov/representatives/find-your-representative> - zip code search

<https://www.govtrack.us/congress/members> - by address

Select the state, then put the district number.

The format of the District Number must be three digits with zero(s) in the front.

(5th congressional district would be 005; 11th district would be 011)

Add Line

X

State:

District Number:

Cancel Add

Other Organizations Tab (Subaward)

Use this tab to add subaward organizations if applicable to your proposal.

Add Organization

To add an Organization click [Add Organization]

Organizations & Locations

Applicant Organization Performing Organization Performance Site Locations Other Organizations

Other Organizations

Q Add Organization

Search Organization

Search for the Subawardee by the Organization Name using an * as a wildcard before and after (e.g. *California*) and click the Search button.

Lookup

Organization Lookup

Organization Id:	<input type="text"/>
Organization Name:	<input type="text"/>
Address:	<input type="text"/>
Federal Employer Id:	<input type="text"/>
Congressional District:	<input type="text"/>
DUNS Number:	<input type="text"/>
DUNS Plus Four Number:	<input type="text"/>
Human Sub Assurance:	<input type="text"/>
CAGE Number:	<input type="text"/>
DODAC Number:	<input type="text"/>
Number Of Employees:	<input type="text"/>

NOTE: The organization name is the official legal name and may not be what is commonly used. (e.g. UCLA's legal name is the Regents of the University of California). If you're having trouble finding an organization, try trimming down your search to one word with the * before and after.

Once you've found the desired organization, check the include box and click [return selected]. You may also click the Refine Search button to try searching again.

Lookup

<input type="checkbox"/>	00001399	The Regents of the University of California - ANR	ANR Building, Hopkins Road, Davis, CA 95616-5270	946036494	CA-001	34903	047120084		
<input checked="" type="checkbox"/>	000943	The Regents of the University of California - Berkeley	2150 Shattuck Ave RM 313, Berkeley, CA 94720-5940	956006145	CA-009	33234	124726725		

Showing 1 to 10 of 20 entries

If the Organization you plan on issuing a subaward to is not listed in the Organization table, send an email with the Organization name, address, and URL to kr-help@umd.edu.

NOTE: if an organization's information changes while the proposal is "in progress," the information will be changed in the proposal. If the organization's information changes once the proposal's status is "approval pending" and beyond, the new information will NOT be reflected in the proposal. However, if the proposal is recalled/returned, the new organization information will become part of the proposal.

Key Personnel Section

All Senior Key Personnel named on the project should be added to this section. When you add a person, you will select either an “Employee” from UMD or a “Non Employee” who is not associated with UMD as a staff or faculty member. Once you’ve searched and retrieved a person, you will need to assign a role. If you have selected an NIH Sponsor, the roles are slightly different from non-NIH sponsors.

Personnel: Investigators and Key Persons are on one 1 tab. You can determine who gets UMD credit, regardless of role on the proposal; only UMD personnel can receive credit.

Non-NIH Sponsors	NIH Sponsors
<ul style="list-style-type: none">● Principal Investigator: Lead PI of the project (must be UMD employee)● Co-I (UMB Routing Req’d) : Co-Investigator (must be UMD employee)● Key Person: non-investigator role, once selected, you will need to add in a short description for this person’s role.	<ul style="list-style-type: none">● PI/Contact: Lead PI of the project(must be UMD employee)● PI/Multiple: ONLY used for NIH Multi-PI projects, not applicable for other sponsors (must be UMD employee)● Co-I (UMB Routing Req’d): Co-Investigator (must be UMD employee)● Key Person: non-investigator role, once selected, you will need to add in a short description for this person’s role.

NOTE: In the Campus Code field, type in 01. This will limit the search to University of Maryland, College Park personnel.

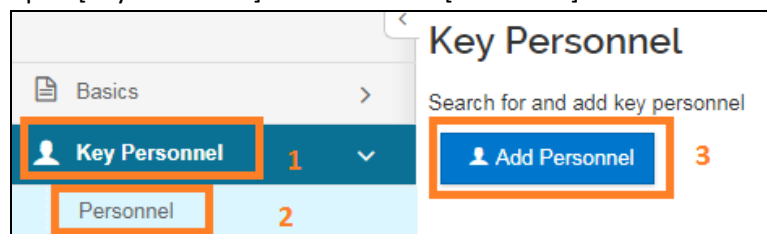
UMD personnel who are assigned to a proposal and receiving credit (even if 0%) will be included in other UMD systems and reports.

If you need to add a Non-UMD investigator, you must use the Key Person role.

Personnel Subsection

Adding a UMD employee

Open [Key Personnel] section > Click [Personnel] subsection > Click [Add Personnel]



Click [Employee] Radio Button > Enter search variables > Click [Continue] to execute the search. If you click on Cancel, the system will return you to the Key Personnel screen without adding a person.

NOTE: In the Campus Code field, type in 01 to limit your search to UMD.

You may also see the grad/undergrad students during searches. Please confirm your investigators by using the User Name/Email Address

Full Name	User ID	Email Address	Unit Number	Unit Name	Organization	City
Christine Kang	ckang1	ckang1@g.umd.edu	1420103	VPR-Research Administration	VPR-Research Administration	College Park

Identify the correct person and click on the radio button next to the correct person > Click [Continue].

Click [Go Back] to return to the search query and refine the search. If you click on Cancel, the system will return you to the Key Personnel screen without adding a person.

Click on the radio button next to the correct role for this Person > Click [Add Person]. Click [Go Back] to return to the search query and refine the search. If you click on Cancel, the system will return you to the Key Personnel screen without adding a person.

Co-I (UMB Routing Req'd) is Co-investigator. Please ignore the (UMB Routing Req'd) for UMD, College Park personnel.

Adding a Non-UMD Employee (or future UMD Employee, not in PHR yet)

Open [Key Personnel] section > Click [Personnel] subsection > Click [Add Personnel]

Click [Non Employee] Radio Button > Enter search variables > Click [Continue] to execute the search.

If you cannot find the correct person you may click on [Add New Address Book] button to add a new person. After you've created the person, you'll need to search for them. If you click on Cancel, the system will return you to the Key Personnel screen without adding a person.

Click on the radio button next to the correct person > Click [Continue]. Click [Go Back] to return to the search query and refine the search. If you click on Cancel, the system will return you to the Key Personnel screen without adding a person.

Click on the radio button next to the correct role for this Person and click [Add Person]
Click [Go Back] to return to the search query and refine the search

Create a Person in the Address Book

A person may be added to the Address Book for the following reasons:

- A Non-UMD Person needs to added to the proposal
- A UMD Person is being hired and not showing up as an Employee yet **AND** is not a PI or Co-I

Open [Key Personnel] section > Click [Personnel] subsection > Click [Add Personnel]

Click on [Add New Address Book] button to add a new person.

Document Overview hide

Document Overview

* Description:

Organization

Document Number:

Explanation:

Edit Address Book hide

New

Address Book Id: 421634

Address Line 1:

Address Line 2:

Address Line 3:

City:

Comments:

Country Code:

County:

Delete Flag:

Email Address:

Fax Number:

First Name:

Middle Name:

Last Name:

* Organization:

* Owned By Unit:

Phone Number:

Postal Code:

Prefix:

Sponsor Code:

State:

Suffix:

Title:

Active: ☒

Adding Address Book Record for a Person

Description: Enter your initials or name of the performance site in the description field for the Address Book entry. This is a mandatory field that is not included when submitting to a sponsor.

Address Book ID: KR generated number (read-only)

Address Line 1/2/3 (Line 1 REQUIRED): address lines (only enter data in address line 1 and 2)

City (REQUIRED): city name

Comments: not used at UMD

Country Code (REQUIRED): dropdown menu

County: not used at UMD

Delete Flag: not used at UMD

Email Address (REQUIRED): email of individual

Fax Number: fax number

First name (REQUIRED): first name of individual

Middle name: middle name of individual

Last name (REQUIRED): last name of individual

Organization (REQUIRED): name of organization for individual or performance site

Owned by Unit (REQUIRED): 000001

Phone Number (REQUIRED): phone number of individual or organization

Postal Code (REQUIRED): for US zip codes include the Zip+4 or for NON-US enter foreign postal code

Prefix: prefix salutation (e.g. Mr., Mrs., Dr.)

Sponsor Code: do not use

State (REQUIRED IF US or CANADA): drop-down, select state

Suffix: suffix salutations (e.g. Jr, Sr., III,)

Title (REQUIRED): title of the individual

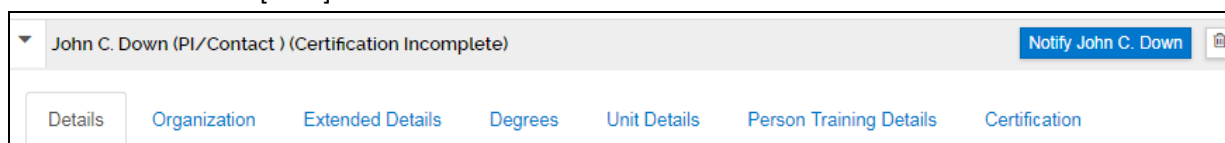
Active: keep checked

If you click on **Cancel**, you will lose all the data you have typed, and the system will return to the Add Personnel screen.

Review and Update Each Person's Extended Attributes

Open [Personnel] subsection > Click on the [▶] to the left of the person's name to show tabbed information specific to that person. All UMD person data are loaded from PHR information. If a person's email address is incorrect for example, you may correct this field on a per-proposal basis in KR. In order to get the correct information to show up consistently and automatically in KR, the associated person would need to update their information in ares.umd.edu.

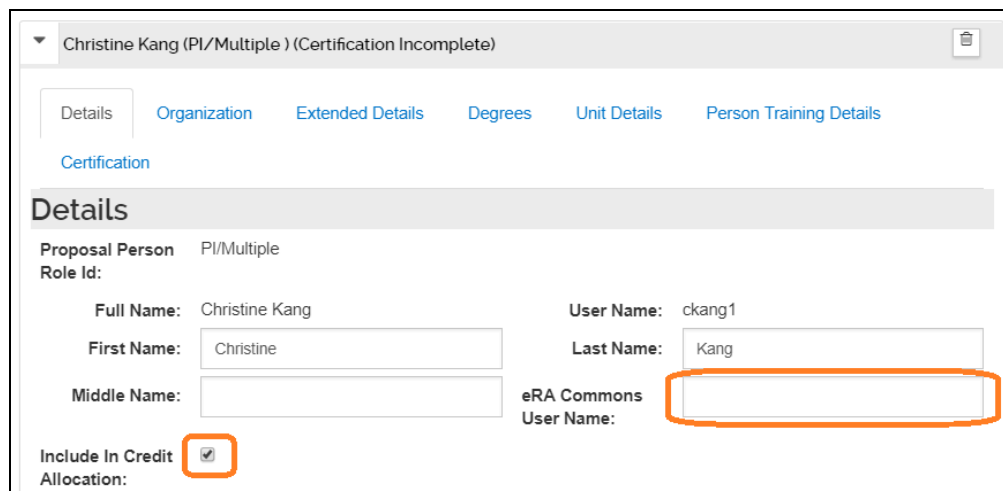
Click on each of the person's tabs and ensure all information is accurate for this person. If any information is incorrect, you may change it.
Once confirmed click [Save]



The screenshot shows the top navigation bar for a user profile. The header bar contains a dropdown menu with 'John C. Down (PI/Contact) (Certification Incomplete)' and a 'Notify John C. Down' button. Below the header is a row of tabs: 'Details', 'Organization', 'Extended Details', 'Degrees', 'Unit Details', 'Person Training Details', and 'Certification'. The 'Details' tab is currently selected.

Details Tab:

- **IMPORTANT:** Enter the eRA Commons User Name for PIs on any NIH proposals.
- **Include a Person in the Credit Split Allocation**
IMPORTANT: If this person is to be assigned DRIF/Credit, confirm the "Include in Credit Allocation" checkbox is checked and also ensure they answer the certification questions. The checkbox is checked by default for PIs and Co-I and is unchecked by default for any Key Persons. For Key Persons included in credit, navigate to the Investigator Certification tab then click on the Include Certification Questions button.



The screenshot shows the 'Details' tab for a user profile. The header bar contains a dropdown menu with 'Christine Kang (PI/Multiple) (Certification Incomplete)' and a trash icon. Below the header is a row of tabs: 'Details', 'Organization', 'Extended Details', 'Degrees', 'Unit Details', and 'Person Training Details'. The 'Details' tab is currently selected. The 'Details' section contains the following information: 'Proposal Person' is 'PI/Multiple', 'Role Id:' is empty, 'Full Name:' is 'Christine Kang', 'User Name:' is 'ckang1', 'First Name:' is 'Christine', 'Last Name:' is 'Kang', 'Middle Name:' is empty, and 'eRA Commons User Name:' is empty. The 'Include In Credit Allocation:' checkbox is checked. The 'eRA Commons User Name' field and the 'Include In Credit Allocation' checkbox are highlighted with orange boxes.

Organization Tab:

- **IMPORTANT:** Email address, Primary Title, Office Location Address Line 1,2, (not 3), Zip +4 are ALL required for Grants.gov proposals.

Extended Details Tab:

- Citizenship type populated as unknown by default, you may change if required for a proposal.

Degree Tab

- Not populated from PHR

Unit Details Tab:

- Add/change any units necessary for the person.
- The PI/Contact must always have the lead unit included.
- Only UMD units should be added (use 000000 in Organization ID to limit to UMD units)
- **IMPORTANT:** For MPowering the State (MTS) proposals, which are collaborations between UMCP and UMB campuses, the unit **1420301-MPowering the State** should be added as a secondary unit for **all personnel receiving credit** (MTS receives 0% credit split)
- Key Persons must have at least one unit assigned and be UMD employees to be included in Credit Allocation.

Add Units to Personnel

- Underneath the Unit Details title, click the “Lookup/Add Multiple Lines”

Christine Kang (PI/Multiple) (Certification Incomplete)

Details Organization Extended Details Degrees Unit Details Person Training Details Certification

Unit Details

Lookup/Add Multiple Lines

Show 10 entries

csv xml xls

Unit Number	Lead Unit?	Actions
VPR-Research Administration	1420103	Delete

Showing 1 to 1 of 1 entries

First Previous 1 Next Last

- Search by the Unit Number or Unit Name, type in 000000 in the Organization ID (campus code 01 does NOT work here)

Lookup

Unit Lookup

Unit Number:

Parent Unit Number:

Organization Id: 000000

Unit Name:

Campus Code:

Active: ☒ Yes ☐ No ☐ Both

- Check the include checkbox and click [return selected] button

Show 10 entries

csv xml xls

Unit Number	Parent Unit	Organization	Unit Name	Active
<input checked="" type="checkbox"/> 1301301	CMNS-College of Computer, Mathematical & Natural Sciences	University of Maryland	CMNS-Institute for Advanced Computer Studies	true

Showing 1 to 1 of 1 entries

First Previous 1 Next Last

return selected

Person Training Details Tab

- Not used at UMD.

Certification Tab

- Displays the PI certification. (See [Certify](#))

Certify

ALL UMD Investigators and UMD key persons who are receiving credit MUST certify each proposal they are listed on. In KR, you can send a notification to the UMD Investigator to inform them this proposal requires their certification.

SPONSOR	Role	EMPLOYEE	NON-EMPLOYEE
Non-NIH	Principal Investigator	Must Certify	Not Allowed
	Co-I (UMB Routing Req'd)	Must Certify	Not Allowed
	Key Person	Not Required to Certify	Not Required to Certify
NIH	PI/Contact	Must Certify	Not Allowed
	PI/Multiple	Must Certify	Not Allowed
	Co-I (UMB Routing Req'd)	Must Certify	Not Allowed
	Key Person	Not Required to Certify	Not Required to Certify

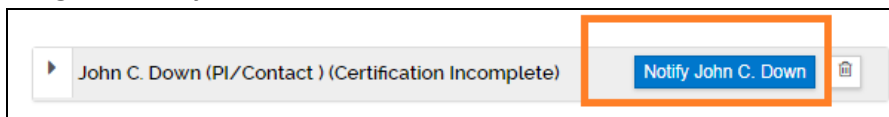
Certify Notification

Open [Personnel] section > Click on the [] left of the person

Click [Notify NAME] to send a message to that person's email as recorded in PHR that he/she needs to review the proposal and answer the certification questions.

You can click on Certification to see their recorded answers, or if they have not yet answered.

Only the UMD Investigators need to Certify, and they must do so for themselves. This may not be delegated to anyone else. THIS MUST BE COMPLETED BEFORE SUBMITTING FOR APPROVAL.



John C. Down (PI/Contact) (Certification Incomplete) [Notify John C. Down](#)

Credit Allocation Subsection

Enter Credit Split info for the project and all investigators.

Open [Credit Allocation] > Click editable boxes to change the credit allocation > Click [save]

Investigator totals must equal 100%, Unit totals for each investigator must also equal 100%

Credit Allocation

Refresh View

Recognition

John C. Down	75
1300501 - UMMS-Computer Science	50
1420103 - VPR-Research Administration	50
Unit Total:	100
Christine Kang	25
1280501 - BSOS-Anthropology	25
1420103 - VPR-Research Administration	75
Unit Total:	100
Investigator Total:	100

Edit Back Save Close

The Investigator rows Must add up to 100% in the Investigator Total at the bottom.

Each Investigator's units must add up to 100% at the Unit total

All individuals who have the “Include in Credit Allocation” box checked on the Person’s Details tab will be displayed here along with each of his/her units. Including an individual in Credit Allocation means that Credit/DRIF returns will be calculated based on this information AND this proposal and resulting awards will be included in standard and institutional reports for the person, department, and college. Not including someone in Credit Allocation means that the person will only be included on specific report requests for all Key Personnel and not official University reports.

If you are not seeing a person show up on the Credit Allocation, confirm that the person has at least one unit assigned. You can add units in the [Add Units to Personnel](#) section.

Questionnaire Section

There will always be one or more questionnaires to answer based on:

- Anticipated Award Type selected on the [Sponsor and Program](#) Section
- If it's an S2S Grants.gov Proposal and/or S2S Fellowship

Based on Anticipated Award Type		Based on S2S
Funded Questionnaire Grant Contract Indefinite Delivery Contract Cooperative Agreement Consortium Membership Other Transaction Agreement Intergovernmental Personnel	Non Funded Questionnaire Non-Disclosure Agreement Teaming Agreement Equipment Loan Memorandum of Understanding Software License MTA Questionnaire Material Transfer Agreement Data Use Agreement Questionnaire Data Use Agreement	Grants.gov S2S Questionnaire S2S Funding Opp Assigned Fellowship Questionnaire S2S Funding Opp Assigned AND Fellowship EDSF424 Supplement 4.0 Questionnaire S2S Funding Opp Assigned and Dept of Education

NOTE: All Questionnaires must be answered except for the "Proposal Converted YNQs."

Answer Questionnaire Questions

Click on the appropriate Questionnaire Tab and answer each question.

Click the Save button once complete. **Complete** will be displayed for completed questionnaires.

If you need to update any of your answers, go to the appropriate question as needed.

To start over or clear all of your answers, click on the Clear button.

Print generates a PDF of the questionnaire.

Funded Agreement

Funded Agreement (Incomplete)

ClearPrint

Is this a pre-proposal submission?

☐ Yes
☐ No

Is this a MPowering the State (MTS) proposal?

☐ Yes
☐ No

Is part of this project to be subcontracted to another organization, as defined by the distinguishing factors between a subcontractor vs. vendor vs. consultant document? Available here: [ORA Subawards](#)

☐ Yes
☐ No

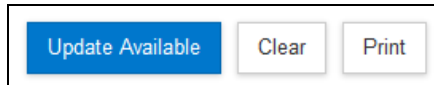
Is any of the UM portion of this project to take place off-campus for a minimum of 3 consecutive months?

☐ Yes
☐ No

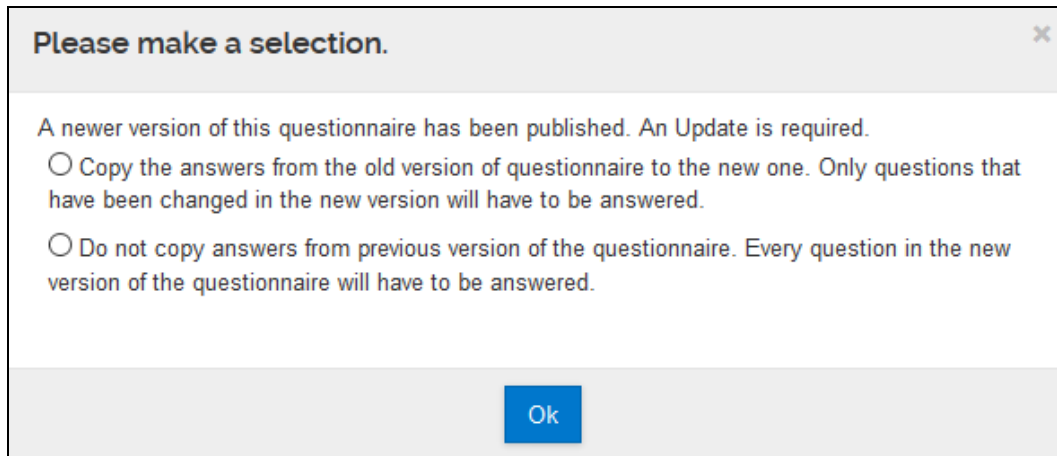
Questionnaire Versions and Updating

ORA updates questionnaires as the need arises. When this happens, any proposals in progress where a questionnaire had previously been answered will show an [Update Available] button to inform you that a newer version of the questionnaire is available. You will also see the [Update Available] button if you've copied a proposal that used an older version of the questionnaire. Please update the questionnaire if you see this button available. The [Update Available] button will be found on the right top corner of the Questionnaire Section on the previously answered Questionnaire.

- Click on the [Update Available]



- Two options will be available to select:



- **Copy the Answers**
If you select *“Copy the answers from the old version of questionnaire to the new one. Only questions that have been changed in the new version will have to be answered.”* your previous answers will be applied to the new questionnaire. Any new questions will need to be answered.
 - **Do Not Copy Answers**
If you select *“Do not copy answers from previous version of the questionnaire. Every question in the new version of the questionnaire will have to be answered.”* your previous answers will be lost, and you will have to answer all questions again.
- Once you've completed the updated questionnaire, you will see a green **(Complete)** next to the funded agreement. The questionnaire has been completed.

Compliance Section

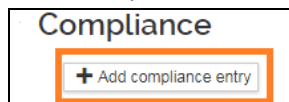
The Compliance section lists special review items for the proposal.

Special Review Items available for use:

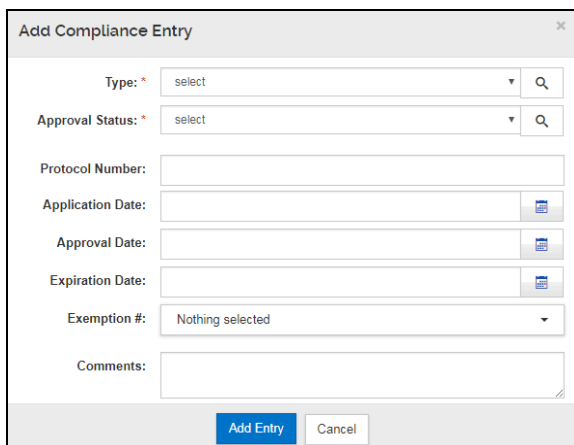
- Human Subjects
- Animal Subjects
- Biological Materials
- Boats Used in Research
- Chemicals
- Conflict of Interest
- e-Verify
- Export Control
- F&A Waiver
- Financial COI
- GDPR data
- Highly Toxic Gases
- Lab/Safety
- Proprietary Information
- Radioactive Materials - IONIZING
- Radioactive Materials - NON-IONIZING
- Scientific Diving
- Select Agent Toxins
- Open Access Blanket UM IP Waiver

Add compliance

Click [Compliance] Section > Click [+ Add compliance entry]



Complete the required fields > Click [Add Entry]. If you click Cancel, the system will return to the Compliance screen.

A screenshot of the 'Add Compliance Entry' form. The form has a title bar 'Add Compliance Entry' with a close button. It contains several fields: 'Type' (dropdown menu with 'select' and a search icon), 'Approval Status' (dropdown menu with 'select' and a search icon), 'Protocol Number' (text input), 'Application Date' (date input with a calendar icon), 'Approval Date' (date input with a calendar icon), 'Expiration Date' (date input with a calendar icon), 'Exemption #' (dropdown menu with 'Nothing selected'), and 'Comments' (text area). At the bottom, there are two buttons: 'Add Entry' (blue) and 'Cancel' (grey).

Type: Select an appropriate compliance

Approval Status: always select Pending or Not Yet Applied for all types unless type is Human Subjects AND is exempt - select Exempt and state reason in Comments

Protocol No: leave blank

Comments: If the title of the protocol differs from the proposal title, enter the protocol title in the Comments.

Reminder: If the sponsor or prime sponsor is a Public Health Sponsor (PHS) or NASA, include the Financial COI special review with the approval status set as Pending. All individuals responsible for the design, conduct, or reporting of the project must complete their FCOI disclosure in IRB Net before the proposal is submitted.

Attachments Section

The Attachments section has individual tabs for Proposal, Personnel, and Internal attachments. Proposal and Personnel attachments will be submitted to the Sponsor for S2S proposals when the appropriate forms are included. Internal attachments are always used for departmental and ORA use. UMD does not use Abstracts (with exception noted below) or Notes. **The attachment file size is limited to 25 MB.**

Attachments

Attachments

Proposal (1) Personnel (0) Abstracts (0) Internal (0) Notes (0)

Attachments Tabs Use Overview

Non-S2S Proposals

- Proposal – DO NOT USE
- Personnel – DO NOT USE
- Abstracts – DO NOT USE
- Notes – DO NOT USE
- Internal – for UMD use only, not all files are submitted to the sponsor
 - Required: ALL proposal documents, 2 UM - ORA/SPA Placeholders marked as draft, UM - Departmental Budget, UM- Funding opp/BAA
 - Check with your departmental supervisor and CA for other required internal files

S2S Proposals

- Proposal – required Grants.gov attachments to be sent to the sponsor
- Personnel – required Grants.gov personnel-specific attachments to be sent to the sponsor
- Abstracts – Use only for SF424 Short Form - type in project description in Project Summary Abstract Type.
- Notes – DO NOT USE
- Internal – for UMD use only, is not submitted to the sponsor
 - Required: 2 UM - ORA/SPA Placeholders marked as draft, UM - Departmental Budget, UM- Funding opp/BAA
 - Check with your departmental supervisor and CA for other required internal files

Proposal Tab (use only for S2S proposals) The Proposal Tab is where you attach all non-personnel documents that will be included in the Grants.gov package for an S2S proposal.

Add Attachments:

Click [+Add] to add a single attachment

-OR-

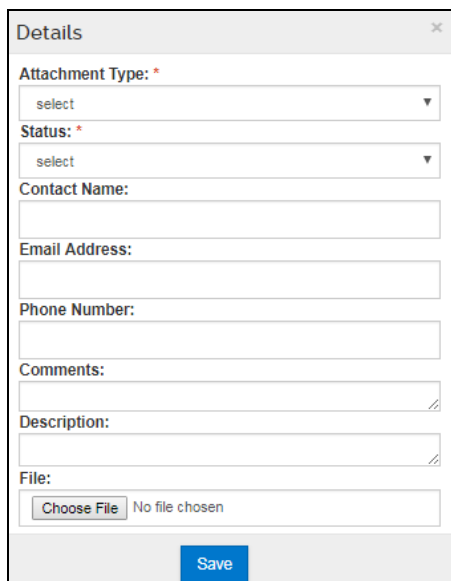
Click [Upload & Add] to add multiple documents at once

Enter data for Attachment Type, Status, Description on each

Under File > Click the [Choose File] Button to attach a file

Click [Save]

NOTE: All filenames should be unique and not contain spaces or special characters.



Attachment type (Narrative type): Select appropriate attachment type

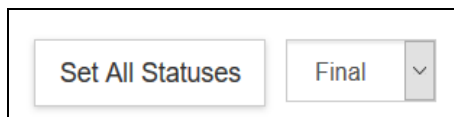
Status: Select appropriate status for the document.

Description: Add title for narrative type; no spaces or special characters in title, descriptions MUST be unique

How Do I Know Which Attachment Types to Use for my S2S Grants.gov Proposal?

Use the [Kuali Research Attachment Types and Grants.gov Crosswalk](#)!

Use this spreadsheet by filtering on each Grants.gov form to see which attachment types will feed to which Grants.gov form. Not all types are required, review your FOA instructions to confirm.



Shortcut!

By using "Set All Statuses," you can quickly set all statuses in this section to Final or Draft.

Personnel Tab (use only for S2S proposals)

The Personnel Tab is where you attach all personnel documents that will be included in the Grants.gov package for an S2S proposal. Examples are Biosketch, Current & Pending Reports, etc.



Add Attachments:

Click [+Add] to add a single attachment

-OR-

Click [Upload & Add] to add multiple documents at once Enter data for Attachment Type, Status, Description on each Under File > Click the [Choose File] Button to attach a file Click [Save]

Details

Person: *

Type: *

select

Description:

File:

Choose File No file chosen

Save

Person: Select the appropriate person from the [personnel] selection

Type: Select the appropriate type of document

How Do I Know Which Personnel Attachments are Required?

Review your FOA instructions to confirm what types of Personnel Attachments are required for your proposal.

Abstract Tab

Do not use it unless this is an NSF proposal that would be submitted by grants.gov or the opportunity uses the SF 424 Short Form.

Internal Tab (all attachments for non-S2S proposals)

The Internal Tab is where you attach all documents that do NOT need to be submitted to the sponsor and are for departmental and ORA use only. Some documents are required for every proposal by ORA while others your department/college may mandate need to be included.

Attachments

Proposal (0) Personnel (0) Abstracts (0) Internal (0) Notes (0)

Internal (0)

+ Add

Upload & Add

ORA Required Types

- UM - Departmental Budget
- UM - Funding Opp/BAA
- UM - ORA/SPA Placeholder (Include 2 ORA/SPA Placeholder Files for ORA Usage, Placeholder files must have some text and may be a PDF)
- For Non-S2S Proposal Grants.gov proposals, include the Adobe Package (generated from Workspace).
- UM - Scope of Work for Nonmonetary Agreements (requirement for the Non-Funded/MTA/DUA Questionnaires)

Department/College Required Types:

- See your departmental contact.

Add Attachments:

Click [+Add] to add a single attachment

-OR-

Click [Upload & Add] to add multiple documents at once

Under File > Click the [Choose File] Button to attach a file

Click [Save]

The 'Details' form contains the following elements:

- Type:** A dropdown menu with a red asterisk indicating it is required.
- Status:** A dropdown menu with a red asterisk and a 'select' option visible.
- Description:** A text input field.
- File:** A section with a 'Choose File' button and the text 'No file chosen'.
- Save:** A blue button at the bottom right.

Type: Select appropriate attachment type

Status: Select appropriate status

Description: Enter a description

This section shows a button labeled 'Set All Statuses' and a dropdown menu currently set to 'Final'.

Shortcut!

Using “Set All Statuses” you can quickly set all statuses in this section to Final or Draft.

Notes Tab

Auto populated by the system to track return/recall individual, date, and time.

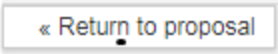

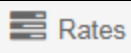
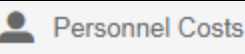
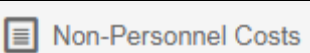






View/edit rights

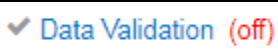

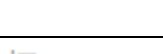




This will give rights to view and edit the attachment.

The list of people from the department/college/ORA will show up and you may edit as needed.

1	Placeholder.pdf	UM - ORA/SPA Placeholder	Draft		Kang, Christine	12/18/2018 09:48 AM	Details	view/edit rights	
---	-----------------	--------------------------	-------	--	-----------------	---------------------	---------	------------------	--

Budget Section

Section menu	
Icons	Description
 « Return to proposal	Takes you back to the proposal page.
 Periods & Totals	Displays the budget periods and project cost information.
 Rates	Sync or adjust the rates (F&A, Fringe Benefits, and Inflations) as needed.
 Personnel Costs	Setup and budget for Personnel. Add and view persons who need to be budgeted for project activities.
 Non-Personnel Costs	Setup and budget for the non-personnel costs (equipment, materials and etc) in line items of the detailed budget.
 Subawards	Displays the uploaded subaward form and inserts system-generated line items for subaward funding values for each project period into the proposal budget.
 Institutional Commitments	Displays Cost Sharing.
 Project Income	Optional. If a proposed project activity will generate some kind of revenue.
 Modular	Setup and create a modular budget on an existing detail budget or directly build a Modular Budget.
 Budget Notes	Add notes to the Budget as well as consolidate individual expense justifications entered at the line item level.
 Budget Summary	Provides a snapshot view of the entire budget.

Top menu	
Icons	Description
 ✓ Data Validation (off)	Turn on/run Budget specific validations, located at the top of the navigation bar
 Budget Settings	Basic summary information about the Budget such as status, dates, costs, rates, and totals. This is also where Budget Comments may be entered
 Hierarchy	Displays the information on whether this budget is part of a proposal hierarchy.
 Summary	Displays a budget summary of each personnel, non-personnel and total
 Budget Versions	Displays all budget versions. Allow to create, finalize and include the budget version of user's choice on to the proposal
 Autocalculate Periods	generates the remaining budget periods with details
 ? Help ▾	Displays guidebook

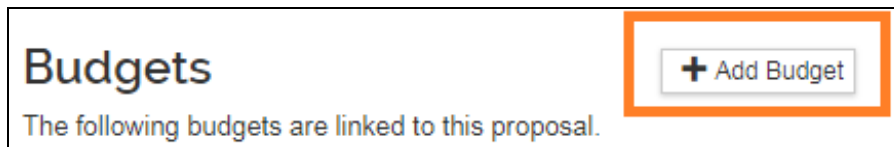
Creating a Budget - Summary vs detail

- For S2S submissions, a detailed budget is required unless it's an NIH Modular Budget. Refer to the funding opportunity instructions to determine budget requirements.
- For non-S2S submissions, a summary budget is required.

Create a New budget

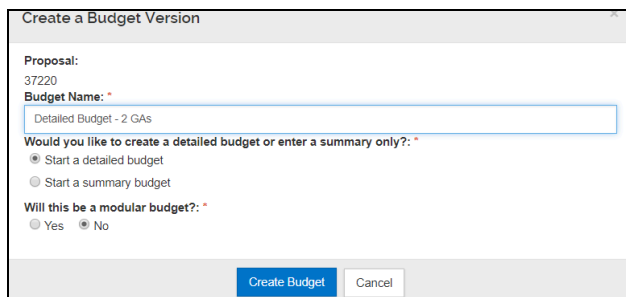
On the Proposals Sections menu (left) > Click on the [Budget] section.

This takes you to the Budget Versions page > Click on the [+ Add Budget] button.



The Create a Budget Version menu displays.

- Budget Name: Enter a description for your budget, this will come in handy if you create different versions of your budget to cover different scenarios. You cannot change the name of the budget or delete the budget after it is created.
- Detailed Budget or Summary?
 - Select “Start a Detailed Budget” for S2S Submissions
 - Select “Start a Summary Budget” for NON-S2S Submissions
- Modular Budget?
 - Select “Yes” if proposal is for a NIH and Modular Budget is Required and Select “Start a Summary Budget” above
- Click [Create Budget] Button. If you click on Cancel, the system returns to the Budgets screen and no data is saved.
- You cannot delete a budget. Only one budget can be marked “For Submission.” All others are ignored.

A screenshot of a web form titled 'Create a Budget Version'. The form contains the following fields and options:

- 'Proposal:' with the value '37220'.
- 'Budget Name: *' with a text input field containing 'Detailed Budget - 2 GAs'.
- 'Would you like to create a detailed budget or enter a summary only?: *' with two radio button options: 'Start a detailed budget' (which is selected) and 'Start a summary budget'.
- 'Will this be a modular budget?: *' with two radio button options: 'Yes' and 'No' (which is selected).
- At the bottom are two buttons: 'Create Budget' (in blue) and 'Cancel'.

Budget Document

After creating a budget, the Budget Document Page will load.

Sections Menu

Budget-specific Section Menu Buttons on the left-hand side.

Budget Toolbar

A series of budget-specific toolbar options will be listed at the top of the page.

NOTE: You may return back the Proposal details at any point by clicking the “Return to Proposal” button.

Budget Settings

Budget Settings must be completed for both Summary or Detailed Budget. This should be done prior to entering any budget data. You may also mark a budget final within Budget Settings.

Total Direct Cost Limit: optional

Budget Status : complete/incomplete on/off campus

- Default: use when the budget is charging both on and off rates
- ALL on: use only on-campus rate
- ALL off: use only off-campus rate

Residual Funds: not used

Total Cost Limit : optional

F&A rate type: select applicable

Comments: optional

Modular budget: check if applicable (NIH only)

Submit Cost sharing: check if applicable

Creating a Summary Budget

If your proposal is a non-S2S proposal, you will create a summary budget.

1. Configure Budget Settings

Click on “Budget Settings” in the top toolbar to ensure you have the correct configurations set for:

- On/Off Campus Flag
- F&A Rate Type

Budget Settings

Project Start Date: 12/01/2019

Project End Date: 11/03/2022

Total Direct Cost Limit: 0.00

Budget Status: Incomplete

On/Off Campus: All On

Residual Funds: 0.00

Total Cost Limit: 0.00

Unrecovered F & A Rate Type: MTDC-On or Off-Adjacent

F&A Rate Type: MTDC-On or Off-Adjacent

Comments:

Modular Budget: ☐

Submit Cost Sharing: ☒

Exclude Subcontract F&A from Direct Cost Limit: ☐

Apply Changes Close

2. Configure Rates for F&A

If our institutional rates are being used on the project then no changes to the rates section are required. Please see [ORA's F&A Information page](#) for details on current institutional rates.

However, if the sponsor mandates a rate lower than our institutional rates (but greater than 0%) you will need to enter that value in the applicable rates column on the appropriate on/off campus rows. This will ensure the correct rate gets pulled into the Institutional Proposal when generated later. Also, be sure to include the appropriate documentation on the sponsor mandated F&A rate requirement in the attachment section of the proposal if an institutional rate is not being used.

NOTE: If a rate type of 0% is mandated by the sponsor then the F&A Rate Type of Other is used and already reflects 0% under applicable rates sections.

Description	On Campus	Fiscal Year	Start Date	Institute Rate	Applicable Rate *
MTDC - On or Off Adjacent - DOD Contract					
MTDC DOD Contract	No	2020	07/01/2019	30.00	30.00
MTDC DOD Contract	Yes	2020	07/01/2019	57.00	57.00
MTDC DOD Contract	No	2021	07/01/2020	30.00	30.00
MTDC DOD Contract	Yes	2021	07/01/2020	57.00	57.00
MTDC DOD Contract	No	2022	07/01/2021	30.00	30.00
MTDC DOD Contract	Yes	2022	07/01/2021	57.00	57.00

3. Create the Summary Budget

On the Periods and Totals Tab, populate the amount fields for Direct Costs and F&A Costs. If your project has Cost Sharing, enter amounts as needed. If there is Cost Sharing, fill out the [Cost Share Subsection](#) as well.

Period Start Date *	Period End Date *	Months	Total Sponsor Cost	Direct Cost	F&A Cost	Unrecovered F&A	Cost Sharing	Cost Limit	Direct Cost Limit	Actions
12/01/2019	11/30/2020	12.0	495,820.00	400,000.00	95,820.00	0.00	0.00	0.00	0.00	
12/01/2020	11/30/2021	12.0	534,292.00	450,000.00	84,292.00	0.00	0.00	0.00	0.00	
12/01/2021	11/30/2022	12.0	411,857.00	325,000.00	86,857.00	0.00	0.00	0.00	0.00	
Total:			1,441,969.00	1,175,000.00	266,969.00	Total: 0.00	Total: 0.00	Total: 0.00	Total: 0.00	

Creating a Detailed budget

Periods & Totals Section

The Periods & Totals tab pre-populates with a row for each 12-month budget period, defaulting with the Project Start Date and End Date found back on the Proposal Details section. You may adjust the period boundaries here but cannot change the overall Initial Project Start Date or overall Project End Date, to do so you will need to return to the Proposal Details section and update the State and End dates there.

Confirm date boundaries are correct. Do NOT enter in amounts.

Periods & Totals

Recalculate with changes

Reset to period defaults

+ Add Budget Period

Period Start Date *	Period End Date *	Months	Total Sponsor Cost	Direct Cost	F&A Cost	Unrecovered F&A	Cost Sharing	Cost Limit	Direct Cost Limit	Actions
08/01/2017	07/31/2018	12.0	194,980.01	130,500.00	64,480.01	0.00	9,500.00	0.00	0.00	
08/01/2018	07/31/2019	12.0	202,627.21	135,620.00	67,007.21	0.00	9,880.00	0.00	0.00	
08/01/2019	07/31/2020	12.0	210,580.29	140,944.80	69,635.49	0.00	10,275.20	0.00	0.00	
		Total:	Total:	Total:	Total:	Total: 0.00	Total:	Total:	Total: 0.00	
		36.00	608,187.51	407,064.80	201,122.71		29,655.20	0.00		

Save

Save and Continue

Complete Budget

Close

Project Start and End Dates: In between the overall predefined project start and end dates you may update the period boundaries if necessary.

- **Add Budget Period:** If needed, you may insert a period in between the overall predefined project start and end dates using the [+ Add Budget Period] Button

Direct Cost, F&A Cost, and Cost Sharing

If this is an S2S Detailed Budget, do NOT enter in details for Direct Cost, F&A Cost, and Cost Sharing. These totals will accumulate here automatically as you enter line items to the detailed budget.

Cost Limit, Direct Cost Limit (optional): You may optionally set cost limits to alert you when you've exceeded predefined amounts if you wish.

⚠ This page has 2 warnings

- The Period 1 Cost Limit has been exceeded.
- The Period 1 Direct Cost Limit has been exceeded.

Rates Section

If our institutional rates are being used on the project then no changes to the rates section are required. Please see [ORA's F&A Information page](#) for details on current institutional rates.

However, if the sponsor mandates a rate lower than our institutional rates (but greater than 0%) you will need to enter that value in the applicable rates column on the appropriate on/off campus rows. This will ensure the correct rate gets pulled into the Institutional Proposal when generated later. Also, be sure to include the appropriate documentation on the sponsor mandated F&A rate requirement in the attachment section of the proposal if an institutional rate is not being used.

NOTE: If a rate type of 0% is mandated by the sponsor then the F&A Rate Type of Other is used and already reflects 0% under applicable rates sections.

Description	On Campus	Fiscal Year	Start Date	Institute Rate	Applicable Rate
MTDC - On or Off Adjacent - DOD Contract					
MTDCA DOD Contract	No	2020	07/01/2019	30.00	30.00
MTDCA DOD Contract	Yes	2020	07/01/2019	57.00	57.00
MTDCA DOD Contract	No	2021	07/01/2020	30.00	30.00
MTDCA DOD Contract	Yes	2021	07/01/2020	57.00	57.00
MTDC - On or Off Remote - DOD Contract					
MTDOR DOD Contract	No	2020	07/01/2019	28.50	28.50
MTDOR DOD Contract	Yes	2020	07/01/2019	57.00	57.00
MTDOR DOD Contract	No	2021	07/01/2020	28.50	28.50
MTDOR DOD Contract	Yes	2021	07/01/2020	57.00	57.00

Description: describes the type of rate being used

On Campus: if yes, rate is for campus, if no, rate is for off-campus

Fiscal year: fiscal year of the period

Start Date: start date of fiscal year

Institute Rate: formally negotiated rate for UMD

Applicable Rate: rate that is used for this proposal

[Refresh All Rates]: replaces all manually changed Applicable Rates to the Institute rate

[Sync All Rates]: updates a copied or older proposal document with current institutional rates

[Sync to Current Institutional Rates]: appears on each rate class tab (F&A, Fringe Benefits, and Inflation) and allows you to revert the Applicable Rates back to the Institutional Rates on each rate class tab.

[Reset to Default Rates]: appears on each rate class tab (F&A, Fringe Benefits, and Inflation) and allows you to reset all "applicable rate" fields to match the rates listed within the current "institute rate" fields (whether or not the institute rates are current).

Research, Basic F&A Tab

Click the [Research, basic F&A] tab > click the [Applicable rate] field > Enter the rate to be applied > click [Save]

Fringe benefits Tab

Fringe benefits may be viewed but are not to be changed.

Inflation Tab: has only one rate

Click the [Inflation] tab > click the [Applicable rate] field > Enter the rate to be applied > click [Save]

Personnel Costs Section

The Personnel Costs Section contains two areas to manage Personnel Costs:

- Project Personnel: allows you to set salary, appointment types, and when to trigger inflation on salaries for each person. You may also add “To Be Named” personnel (GAs, Post Docs, FRAs, etc).
- Assign Personnel to Periods: allows you to choose which Personnel you would like added to each period, assign a cost element type, set % effort and % charged percentages.
-

Project Personnel Subsection

All Key Personnel that were added back on the actual Proposal will be listed here by default, but they do not all necessarily have to be used. You may add additional people such as To Be Named personnel or Employees and Non-Employees that were not originally listed on the proposal. This section is essentially a picklist that you will utilize later when assigning personnel to periods.

Project Personnel				
Personnel added to the proposal are shown below. Review, configure, and add additional personnel to the budget.				
Person	Job Code	Appointment Type	Base Salary	Actions
From Proposal Development				
Christine Kang (MPI)	DEFAULT (AA000)	12M EMPLOYEE	0.00	Details ✕
Zachary I Friedman (PI)	DEFAULT (AA000)	12M EMPLOYEE	0.00	Details ✕

Review all Personnel listed and add any missing people.

Adding To Be Named Personnel

Click the [+Add Personnel] button > Change the Search For field to “To Be Named.” If you click on Cancel, the system will return to the Project Personnel screen.

Add Personnel	
Search for *	Employee
Last Name	select
First Name	Employee
User Name	Non Employee
Email Address	To Be Named
Office Phone	
Home Unit	
Campus Code	
Search Cancel	

The screen will refresh and provide a list of To Be Named categories.
Enter the quantity for the appropriate person category > Click [Add TBN personnel to Budget] button.

Add Personnel

Search for *

To Be Named

Select the quantity of each 'to be named' person category to be returned to your budget.

Person Category	Quantity
TBA, Administrative Assistant	0
TBA, Administrative Manager	0
TBA, Administrative/Clerical	0
TBA, Assistant Director	0
TBA, Bioinformatic Analyst	0
TBA, Bioinformatic Scientist	0
TBA, Biostatistician	0
TBA, Budget Analyst	0
TBA, Clinical Faculty	0

The TBN person(s) will now be listed in the Project Personnel list.

Project Personnel

+ Add Personnel

Sync from Proposal

Personnel added to the proposal are shown below. Review, configure, and add additional personnel to the budget.

Person	Job Code	Appointment Type	Base Salary	Actions
From Proposal Development				
Mosi A Skerriitt (PI)	DEFAULT (AA000)	12M EMPLOYEE	0.00	<div>Details</div> <div></div>
Other Personnel				
TBA, Graduate Assistant - 1		12M EMPLOYEE	0.00	<div>Details</div> <div></div>

Once you've confirmed all people needed for the project budget are listed in the Project Personnel list, you will need to edit details for EACH person to set salary, appointment type, and when to trigger inflation on salary if applicable. Click on [Details] to edit the details for each person.

Job Code: Leave current job code assigned, if missing enter "AA000" placeholder

Appointment Type: This is the time interval for their Base Salary. Select appropriate type TMP (1 month), SUM (3 months), REG and 12M are the same (12 months).

Salary effective date: The date a person can start working and we can start charging salary. Usually matches the start date of the project.

Salary anniversary date: The date the salary will start to inflate; typically this is the start of budget period 2. If left blank, KR will apply inflation on July 1, the start of the fiscal year.

If you click on Cancel, the system returns to the Project Personnel screen.

Click the [Save Changes] button once complete.

Period	Salary
1	0.00
2	0.00

Salary By Period: By clicking on the Salary by Period Tab you may enter values that will display as the Base Salary field on certain S2S budget forms such as the R&R Budget. This is typically a cosmetic field and is not required unless explicitly stated in the funding opportunity instructions.

After each person has been set up in the Project Personnel section, you are ready to actually assign Personnel as needed for each project period.

Assign Personnel to Periods Subsection

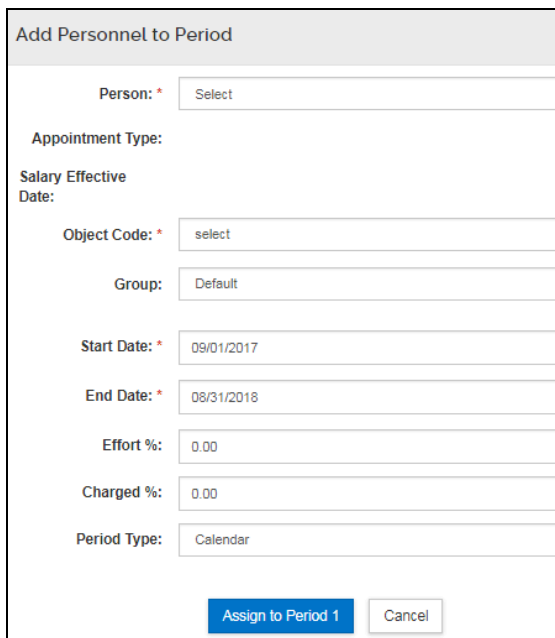
Adding personnel line items

Click [Assign Personnel to Periods] subsection > Click on the appropriate period tab if needed

Click [Assign Personnel] on the right top

Add Personnel to Period Menu

Select the correct Person and update fields. Once done, click [Add Non-Personnel Item to Period #]. If you click on Cancel, no assignment is made, and the system returns to the Assign Personnel to Periods screen.



Person: Select the person you would like to add to the budget period from this dropdown. Only people in the Personnel subsection that were previously identified will be available. See [Project Personnel](#) on how to add missing people.

Object Code: Select the appropriate Cost Element Object Code. This drives the type of Fringe Rate that will be applied (Faculty, Staff, Legislated, Limited).

Group: Optionally used for organizing people.

Start and End Date: Update if needed.

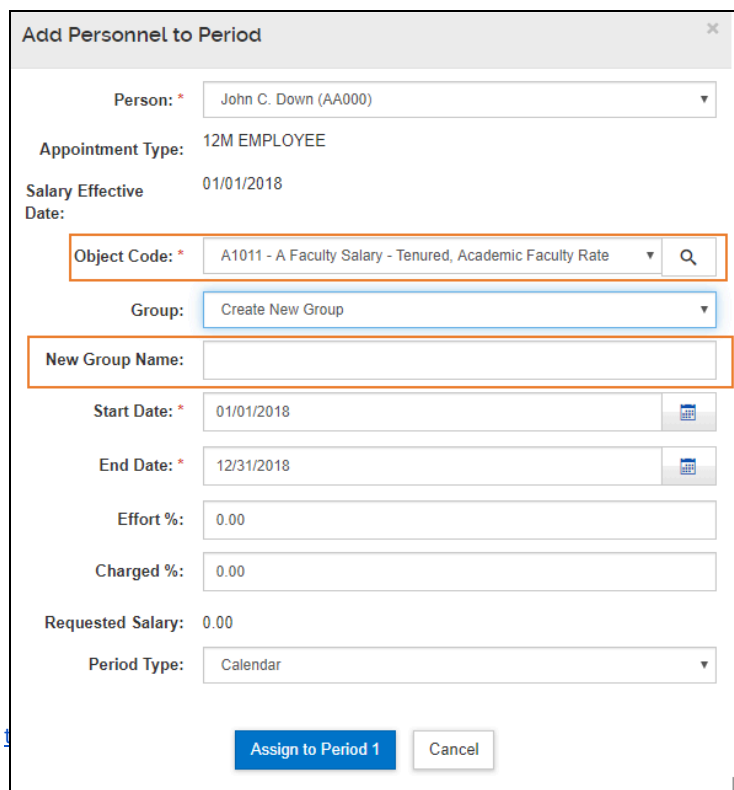
Effort %: Enter Percentage for Effort.

Charged %: Enter Percentage for Charged.

- Effort % can never be less than Charged %. (This would be indicating you are getting paid for doing less work).
- If Effort % is greater than Charge % then this is a form of Cost Sharing (You are saying you will do more work for less money).

Period Type: Academic, Calendar, or Summer. Will be displayed as indicated on GGov forms.

Groups



Use groups to organize AND to allow you to uncheck fringe, F&A rates and inflation.

Click [Assign Personnel to Periods] subsection > Click [Assign Personnel] button on the right > [Add Personnel to period] window comes out, select [Person] > select [Object Code] > select "Create New Group" to create one under [Group] drop-down menu > Enter necessary information > Click [Assign to period #] > Group is created.

Click **[Details & Rates]** under Actions of each group to change the settings

Person	Start	End	Effort	Charged	Period Type	Requested Salary	Calculated Fringe	Actions
A1011 - A Faculty Salary - Tenured, Academic Faculty Rate								Details & Rates
Sally Egloff	01/01/2020	12/31/2020	10.00	10.00	Calendar	10,000.00	3,500.00	Details
A1012 - A Faculty Salary - Tenured, 12 mos Faculty Rate								Details & Rates
John C. Down	01/01/2020	12/31/2020	10.00	10.00	Calendar	9,000.00	3,150.00	Details

Details Tab

Details & Rates

General

Rates

General

Budget Category:

Senior Personnel

Unrecovered F&A:

0.00

Cost Sharing:

0.00

Notes:

Group Description:

of Persons:

0

Inflation Rates

Description	Start Date	Institution Rate	Applicable Rate
Inflation	07/01/2017	4.00	4.00
Inflation	07/01/2018	4.00	4.00

Apply Inflation:

Submit cost sharing:

On Campus:

Save Changes

Apply To Later Periods

Cancel

This tab allows you to check/uncheck the inflation, submit for the cost sharing and on/off-campus. If you click on Cancel, the system returns to the Project Personnel screen, and no changes are saved.

Rates Tab

Details & Rates

General
Rates

Rates

Class	Type	Rate Cost	Rate Cost Sharing	Apply Rate?
Employee Benefits	Primary Research Fringe Rate	12,835.00	0.00	<input checked="" type="checkbox"/>
MTDC-On or Off-Adjacent	MTDC	28,921.54	0.00	<input checked="" type="checkbox"/>

Save Changes
Apply To Later Periods
Cancel

This tab allows you to check/uncheck the rates for the fringe benefits and F&A rates. If you click on Cancel, the system returns to the Project Personnel screen, and no changes are saved.

Modify the Assigned Personnel

After adding Personnel to a Project Period, you may edit Personnel Details if needed by clicking on the Details button.

Click [Personnel] section > Click [Assigned Personnel to Periods] subsection > Click [Details]

Person	Start	End	Effort	Charged	Period Type	Requested Salary	Calculated Fringe	Actions
A1011 - A Faculty Salary - Tenured, Academic Faculty Rate								
Sally Egloff	01/01/2020	12/31/2020	10.00	10.00	Calendar	10,000.00	3,500.00	Details & Rates <input checked="" type="button" value="Details"/>

On the Edit Assigned Personnel menu, you may edit any of the details you previously set during the initial personnel assignment. Once done, click the [Save Changes] button.

Edit Assigned Personnel

John C. Down

Person: * John C. Down (AA000)
Role: PI/Contact

Appointment Type:
Salary Effective Date:

Period Type: Calendar
Start Date: * 08/01/2017

End Date: * 07/31/2018
Effort: 50.00

Charged: 50.00
Requested Salary: 50,000.00


Calculated Fringe: 15,000.00
Cost Sharing Amount: 0.00


Unrecovered F&A: 0.00
Person Months: 6.00

Description:

Save Changes
Calculate
Cancel

Delete a Personnel Line Item

Person	Start	End	Effort	Charged	Period Type	Requested Salary	Calculated Fringe	Actions
A1011 - A Faculty Salary - Tenured, Academic Faculty Rate								Details & Rates
Sally Egloff	01/01/2020	12/31/2020	10.00	10.00	Calendar	10,000.00	3,500.00	Details 

You may completely remove a personnel line item from a period if needed by clicking the trash can icon for the associated line. Click  under Actions

Non-Personnel Costs Selection

You may add all non-personnel lines items such as equipment, travel, etc. in the Non-Personnel Costs section.

Add Assigned Non-Personnel

Click on the [Assign Non-Personnel] button from the Non-Personnel Cost section.

Non-Personnel Costs

Add and configure non-personnel items for this budget period.

Period 1 Period 2 Period 3

Period 1 Assign Non-Personnel...

Complete the required fields > Click [Add Non-Personnel Item to #]

Modifying the Assigned Non-Personnel Item

After adding a Non-Personnel item to a Project Period, you may edit the Details of the item if needed by clicking on the [Details] button.

Open [Non-Personnel Costs] section > Click [Details] under actions of the item that needs modification > modify as needed > Click [Save changes]

Description	Start Date	Institution Rate	Applicable Rate
Inflation	07/01/2017	4.00	4.00
Inflation	07/01/2018	4.00	4.00

Details Tab

Start and End date: default is project start and end date, but can be modified if necessary,

Category Type, Category: If you want to change where this line item will feed to the RR Budget Other Direct Cost section.

Total Base Cost: updated if needed

Quantity: Do Not Use, Will Not Autocalculate

Description: Update description if needed (will not feed to forms)

Inflation Rates: viewable inflation rates for each period allows you to see how inflation will impact the item's cost if applicable. If you need to adjust the inflation rate see [Rates Section](#).

Apply Inflation: Default is checked; uncheck the box if this line item should not inflate in later periods. Do this before auto-generating periods.

Submit Cost Sharing: Default is checked; any cost sharing incurred for this line will be fed to Grants.gov forms.

On-Campus: Check for On-Campus, Uncheck for Off-Campus. This will allow you to apply either an on-campus or off-campus rate to the item.

Please Select

Period direct cost is greater than the direct cost limit for this period. Do you want to reduce this line item cost to make the period direct cost the same as the period direct cost limit?

No Yes

Save and Apply to Other Period: If you are adding the item after generating all the periods (autocalculate), this button can be used for adding new items and applying them to later periods.

Sync to Period Direct Cost Limit (Optional),

Sync to Period Cost Limit (Optional):

Recalculates the budget using this line item to receive the warning, when the total cost base to meet the period cost limits entered in the Periods & Totals Section for this budget period.

Cost Sharing Tab

Enter a cost sharing value if you plan to apply cost sharing to this item.

Edit Assigned Non-Personnel

Travel to Conference

[Details](#) [Cost Sharing](#) [Rates](#)

Cost Sharing

Cost Sharing:

0.00

Unrecovered F&A:

0.00

Justification:

[Save Changes](#) [Save And Apply To Other Periods](#) [Sync To Period Direct Cost Limit](#)

[Sync To Period Cost Limit](#) [Cancel](#)

Cost Sharing Tab

Enter a cost sharing value if you plan to apply cost sharing to this item.

Cost Sharing: enter a value in the field to represent the contributed cost sharing amount

Unrecovered F&A: not used at UMD

Justification: use this text box to record notes about this line item expense. This will not feed to Grants.gov Forms. You can accumulate these notes in the Budget Section.

Edit Assigned Non-Personnel

Travel to Conference

[Details](#) [Cost Sharing](#) [Rates](#)

Rates

Class	Type	Rate Cost	Rate Cost Sharing	Apply Rate?
MTDC-On or Off-Adjacent	MTDC	1,040.00	0.00	<input checked="" type="checkbox"/>

[Save Changes](#) [Save And Apply To Other Periods](#) [Sync To Period Direct Cost Limit](#)

[Sync To Period Cost Limit](#) [Cancel](#)

Rates Tab

You can view what the rate class, rate type, and rate cost are for the line item.

You may uncheck the box in the “Apply Rate?” Column to remove that rate application. This will generate under-recovery (forgone F&A).

Autocalculate all budget periods

After finalizing all expenses in period 1 of the budget, use the [Autocalculate periods] to generate the remaining budget periods with details. The autocalculate periods function can be performed only **ONCE** per budget version.

Click the [Autocalculate periods] at the top of the budget screen

Please Select ✕

Have you completed your period 1 budget?
Once you Autocalculate all periods you will not be able to take this action again unless you delete the line items from all periods after Period 1.

Click [Yes] to confirm that you have completed your Period 1 budget.

Click [NO] to confirm that you have not completed your Period 1 budget.

✓ Data Validation (off) ⚙ Budget Settings ≡ Hierarchy 👁 Summary 📅 Budget Versions 🔄 Autocalculate Periods 🔍 Help										
Periods & Totals										
➕ Add Budget Period Recalculate with changes Reset to period defaults										
Period Start Date *	Period End Date *	Months	Total Sponsor Cost	Direct Cost	F&A Cost	Unrecovered F&A	Cost Sharing	Cost Limit	Direct Cost Limit	Actions
08/01/2017	07/31/2018	12.0	393,567.99	261,149.99	132,418.00	0.00	9,500.00	0.00	0.00	🗑
08/01/2018	07/31/2019	12.0	0.00	0.00	0.00	0.00	0.00	0.00	0.00	🗑
08/01/2019	07/31/2020	12.0	0.00	0.00	0.00	0.00	0.00	0.00	0.00	🗑
		Total:	Total:	Total:	Total:	Total: 0.00	Total:	Total:	Total:	
		36.00	393,567.99	261,149.99	132,418.00		9,500.00	0.00	0.00	



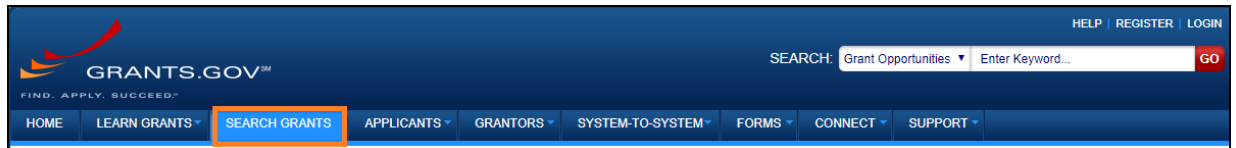
✓ Data Validation (off) ⚙ Budget Settings ≡ Hierarchy 👁 Summary 📅 Budget Versions 🔍 Help										
Periods & Totals										
➕ Add Budget Period Recalculate with changes Reset to period defaults										
Period Start Date *	Period End Date *	Months	Total Sponsor Cost	Direct Cost	F&A Cost	Unrecovered F&A	Cost Sharing	Cost Limit	Direct Cost Limit	Actions
08/01/2017	07/31/2018	12.0	393,567.99	261,149.99	132,418.00	0.00	9,500.00	0.00	0.00	🗑
08/01/2018	07/31/2019	12.0	409,158.75	271,496.01	137,662.74	0.00	9,880.00	0.00	0.00	🗑
08/01/2019	07/31/2020	12.0	425,373.06	282,255.83	143,117.23	0.00	10,275.20	0.00	0.00	🗑
		Total:	Total:	Total:	Total:	Total: 0.00	Total:	Total:	Total:	
		36.00	1,228,099.80	814,901.83	413,197.97		29,655.20	0.00	0.00	

Subawards Section

If your proposal has subawards, you will need to download the appropriate subaward budget form from Grants.gov, complete data entry, and import the form(s) into the Proposal Budget Subaward Section. Please perform this process for each funding opportunity to ensure you include the correct form and have a successful proposal submission.

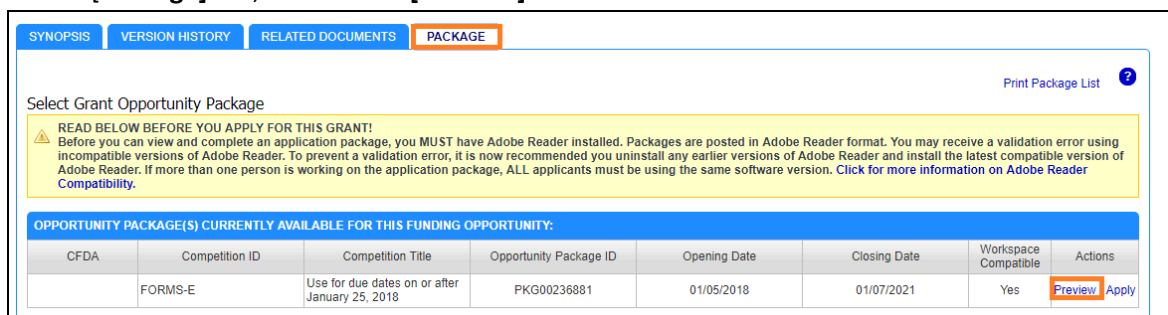
Extracting the Subaward budget form

1. Click on the **[SEARCH GRANTS]** tab.



The screenshot shows the Grants.gov homepage. The navigation bar includes links for HOME, LEARN GRANTS, SEARCH GRANTS (highlighted with an orange box), APPLICANTS, GRANTORS, SYSTEM-TO-SYSTEM, FORMS, CONNECT, and SUPPORT. The top right corner has links for HELP, REGISTER, and LOGIN. A search bar is present with the text 'Grant Opportunities' and a 'GO' button.

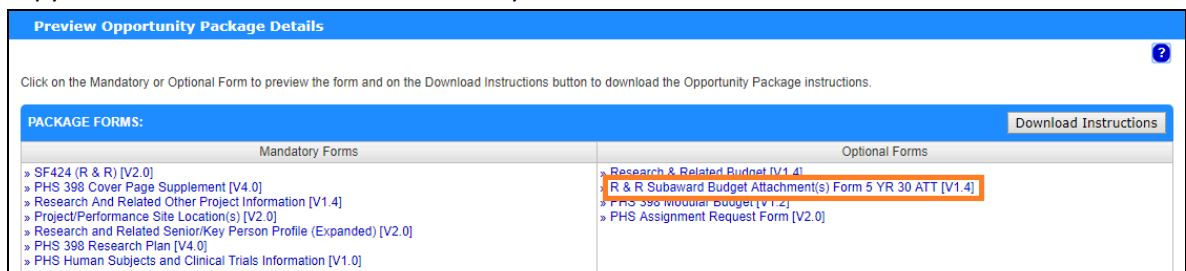
2. Enter the Funding Opportunity number that you wish to apply to in the **Basic Search Criteria: Funding Opportunity Number** field in Grants.gov
OR
Enter the Assistance Listings Number for the agency you wish to apply to in the **Basic Search Criteria: Assistance Listings Number** field in Grants.gov
3. Click on the **Title of the Application** to reach the synopsis page.
4. On the **[Package]** tab, click on the **[Preview]** link.



The screenshot shows the 'PACKAGE' tab selected in the Grants.gov interface. It displays a table of available opportunity packages. The 'Preview' link in the 'Actions' column is highlighted with an orange box.

CFDA	Competition ID	Competition Title	Opportunity Package ID	Opening Date	Closing Date	Workspace Compatible	Actions
	FORMS-E	Use for due dates on or after January 25, 2018	PKG00236881	01/05/2018	01/07/2021	Yes	Preview Apply

5. Copy the name of the subaward form that you need.



The screenshot shows the 'Preview Opportunity Package Details' page. It lists mandatory and optional forms. The 'R & R Subaward Budget Attachment(s) Form 5 YR 30 ATT [V1.4]' is highlighted with an orange box.

Mandatory Forms	Optional Forms
<ul style="list-style-type: none">SF424 (R & R) [V2.0]PHS 398 Cover Page Supplement [V4.0]Research And Related Other Project Information [V1.4]Project/Performance Site Location(s) [V2.0]Research and Related Senior/Key Person Profile (Expanded) [V2.0]PHS 398 Research Plan [V4.0]PHS Human Subjects and Clinical Trials Information [V1.0]	<ul style="list-style-type: none">Research & Related Budget [V1.4]R & R Subaward Budget Attachment(s) Form 5 YR 30 ATT [V1.4]PHS 398 Research Plan [V4.0]PHS Assignment Request Form [V2.0]

6. On the top ribbon, hover your mouse cursor over the **[Forms]** tab and click on **[R&R Family]**.



7. Look for the form (without the version # e.g. [1.4]) by using the [CTRL + F]. Make sure the version number is correct under the version number.

Grants.gov	R & R Subaward Budget Attachment(s) Form 10 YR 30 ATT	PDF	Schema	FID	1.4	4040-0001	10/31/2019
Grants.gov	R & R Subaward Budget Attachment(s) Form 5 YR 30 ATT	PDF	Schema	FID	1.4	4040-0001	10/31/2019

8. Download the form by clicking on the **[PDF]** link next to the correct form and version.
9. If you need an older version of the same form, then click on the FID link to access previous versions of that form.
10. Open the PDF and click on the **[Click here to extract the R&R subaward budget attachment]** button.

R&R SUBAWARD BUDGET ATTACHMENT(S) FORM

Instructions: On this form, you will attach the R&R Subaward Budget files for your grant application. Complete the subawardee budget(s) in accordance with the R&R budget instructions. Please remember that any files you attach must be a PDF document.

[Click here to extract the R&R Subaward Budget Attachment](#)

11. After you extract the subaward form and it opens, be sure to enter all necessary information then save it with a unique name.
- Make sure that the period dates in the Subaward Budget form are exactly the same as the period dates on the proposal.
 - If the Subaward Budget does not have any money for a given period, you must include the period with zero dollars in the budget.
 - When you add the budget justification to the subaward budget form, ensure you use a unique filename that is not used on any other attachments within your proposal (e.g. BudgetJustification_PennState.pdf)
12. Once you have completely entered all data onto the subaward form, you may upload it into KR.

Attaching the subaward budget to the KR

[Budget] Section > Open [Subawards] > Click [+Add Subaward]

Subawards

Upload a pre-formatted budget document for a subawardee organization or enter details manually.

[+ Add Subaward](#)

Add Subaward

Organization Id:

File Name: [Choose File](#) No file chosen

Comments:

[Cancel](#) [Add Subaward](#)

Organization ID: Search for the Organization via the Magnifying Glass button. If it cannot be found, email kr-help@umd.edu.

File Name: Click the [Choose File] button to upload the previously entered Subaward form.

Comments: (Optional) You may enter a comment
Click the [Add Subaward] button.


Subawards

Upload a pre-formatted budget document for a subawardee organization or enter details manually.

[+ Add Subaward](#)

Organization Id	File Name	Actions
Yale University (000329)	Subaward_Yale_Aug2017.pdf	Details

View/Modify Subaward Details:
Click on the [Details] button after the subaward has been added.

Delete Subaward: Click  under Actions

Subaward Details

[View PDF](#) [View XML](#) [Sync from PDF](#) [Replace PDF](#) [Delete PDF](#)

Organization Name: Yale University Form Name: RR_Budget_1_3

Subaward PDF File Name: Subaward_Yale_Aug2017.pdf Pdf Last Updated: 08/09/2017 11:17 PM

Xml Last Updated: 08/09/2017 11:17 PM Subaward Status Code: 1

Namespace: http://apply.grants.gov/forms/RR_Budget_1_3-V1.3 Comments: This subaward has the following comment listed...

Details

Budget Period	Direct Cost	F&A Cost	Cost Sharing	Total Cost
1	32,825.00	21,829.00	0.00	54,654.00
2	32,825.00	21,829.00	0.00	54,654.00
3	32,825.00	21,829.00	0.00	54,654.00

[Save Changes](#) [No](#)

View PDF: Confirm Subaward Form is correct by viewing.

View XML: ORA use.

Sync from PDF: If data did not reflect what is in the PDF, sync will reanalyze and update information

Replace PDF: Swap PDF for Another

Delete PDF: Remove PDF

Comments: Optional

Period Details: The Direct Cost, F&A, and Cost-Sharing values are listed from the Subaward form imported.

Institutional Commitment Section

The Institutional Commitments Section contains subsections for distributing Cost Sharing and Unrecovered F&A (forgone F&A). The Unrecovered F&A subsection is not used at UMD.

- If you have previously defined Cost Sharing on any budget line items, you **MUST** visit the Cost Sharing subsection to identify how the cost-sharing will be distributed.

Periods & Totals											Recalculate with changes	Reset to period defaults
+ Add Budget Period												
Period Start Date *	Period End Date *	Months	Total Sponsor Cost	Direct Cost	F&A Cost	Unrecovered F&A	Cost Sharing	Cost Limit	Direct Cost Limit	Actions		
09/30/2019	09/29/2020	12.0	110,000.00	100,000.00	10,000.00	44,500.00	0.00	0.00	0.00			
09/30/2020	09/29/2021	12.0	220,000.00	200,000.00	20,000.00	89,000.00	0.00	0.00	0.00			
		Total:	Total:	Total:	Total:	Total:	Total:	Total:	Total:			
		24.00	330,000.00	300,000.00	30,000.00	133,500.00	0.00	0.00	0.00			

Cost Share Subsection

If you had previously identified Cost Sharing, expand the Institutional Commitments Section and select Cost Sharing.

You MUST populate the following fields to distribute Cost Sharing:

- **Source Account:** This field is required and must be unique within each period. Enter one of the following:
 - **EXTERNAL:** If the source of cost share is an external source (not UMD)
 - **EXTERNAL1, EXTERNAL2,...:** If multiple external sources are the source of cost share within EACH period.
 - **SUB:** If a subaward has cost share funds in its budget
 - **UMD:** If the source of cost share is UMD
 - **UMD1, UMD2,...:** If multiple units are the source of cost share within EACH period.
- **Amount:** Amounts should represent the total cost share you've identified previously for each period.
- **Unit Details:** Key in or lookup the unit that will be responsible for paying for the Cost Share amount in a given period. If the cost share is from the EXTERNAL source, enter the unit responsible for collecting and tracking the cost share.
- **Percentage:** Not Required

Cost Sharing

Assign and distribute any additional unallocated expenses to stakeholders, institutions, or other individuals.

[+ Add Cost Sharing](#)

Period	Percentage	Source Account	Amount	Unit Details	Actions
1: 12/01/2017 - 11/30/2018	0.00	UMD	10,000.00	1330101	Details Q X
2: 12/01/2017 - 11/30/2018	0.00	UMD2	12,743.02	1330501	Details Q X
3: 12/01/2018 - 11/30/2019	0.00	UMI	20,000.00	1330501	Details Q X
4: 12/01/2019 - 11/30/2020	0.00	UMI	25,486.04	1330501	Details Q X
			Total Allocated: 68,229.06		
			Total Unallocated: 0.00		

[Reset to Default](#)

- **View Summary:** Displays a short breakdown of Cost Share amounts by period
- **View Subaward Cost Share:** Only displays if Subaward added
- **Reset to Default:** If you've recently added Cost Share and it is not represented here you may click the button to recalculate. This does clear out any populated fields as well.

Add Cost Sharing Line: Allows you to add additional Cost Sharing lines for a specific period so that you may split costs between multiple units within the same period.

Cost Sharing

[View Summary](#)
[View Subaward Cost Share](#)

Assign and distribute any additional unallocated expenses to stakeholders, institutions, or other individuals.

+ Add Cost Sharing

	Period	Percentage	Source Account	Amount	Unit Details	Actions
1	1: 08/01/2017 - 07/31/2018	0.00	1	1,000.00	1330101 Details Q	Q
2	2: 08/01/2018 - 07/31/2019	0.00	2	1,000.00	1301301 Details Q	Q
3	3: 08/01/2019 - 07/31/2020	0.00	3	1,000.00	1301301 Details Q	Q

- **Period:** Select which period you would like to insert a cost sharing line
- **Percentage:** Not Required
- **Source Account:** Enter a unique number or unique abbreviation here.
- **Amount:** Enter the amount desired.
- **Unit Details:** Key in or lookup the unit that will be responsible for paying for the Cost Share amount in a given period.
- Click the [Add] button to add the new line.

Add Line

Period: 1: 08/01/2017 - 07/31/2018

Percentage: 0.00

Source Account: 4

Amount: 500.00

Unit Details: 1330105 Details Q

Cancel Add

- The amounts get cleared after adding a new line so you will need to re-enter amounts for each period's lines.

Cost Sharing

[View Summary](#)
[View Subaward Cost Share](#)

Assign and distribute any additional unallocated expenses to stakeholders, institutions, or other individuals.

+ Add Cost Sharing

	Period	Percentage	Source Account	Amount	Unit Details	Actions
1	1: 08/01/2017 - 07/31/2018	0.00	4	500.00	1330105 Details Q	Q
2	1: 08/01/2017 - 07/31/2018	0.00	1	500.00	1301301 Details Q	Q
3	2: 08/01/2018 - 07/31/2019	0.00	2	1,000.00	1330101 Details Q	Q
4	3: 08/01/2019 - 07/31/2020	0.00	3	1,000.00	1330101 Details Q	Q

Delete Cost Sharing Line

- Click  under Actions

4	3: 08/01/2019 - 07/31/2020	0.00	3	1,000.00	1330101	Details	
---	----------------------------	------	---	----------	---------	---------	---

Unrecovered F&A Subsection (not used at UMD)

When you click on this subsection, the expected message below is displayed.

Unrecovered F&A doesn't apply or is not available

Project Income Section

If the project will involve Project Income, open the Project Income Section.

Add Project Income

Open [Project Income] > click [+ Add income]

Project Income

[View Summary](#)

Verify and adjust additional program income costs as necessary for this budget.

+ Add Income

Update the following fields > Click [Add]

Add Income

Budget Period *

Description: *

Project Income: *

Budget Period: Select year that revenue will be generated

Description: Enter in a description of Project Income

Project Income: Expect dollar amount of Project income

Budget Notes Section

This section is used for consolidating the individual notes and justifications you may have entered for each expense line item. This section is optional.

Budget Notes

This area contains a consolidated list of justification notes that have been added to items in your budget. The last user to add a justification is listed above the text box. To bring in the latest updates, click **Consolidate Expense Justifications**.

Updated by: jdown Last updated: 08/07/2017 11:43:43

Notes:

Period 1
C40102 - C Agriculture and Ground Equipment
Details on Cost Sharing
D33602 - D Foreign Travel
Justification note for item.

Consolidate Expense Justifications

Where do these notes come from? On Non-Personnel line items, click the [Details] button.

Edit Assigned Non-Personnel

Travel

Details Cost Sharing Rates

Cost Sharing

Cost Sharing: 0.00

Unrecovered F&A: 0.00

Justification: Justification note for item.

Save Changes **Save And Apply To Other Periods** **Sync To Period Direct Cost Limit**

Sync To Period Cost Limit **Cancel**

Budget Summary Section

This section is a view only screen to see all of your detailed expenses – personnel, non-personnel, and calculated overhead all in one place.

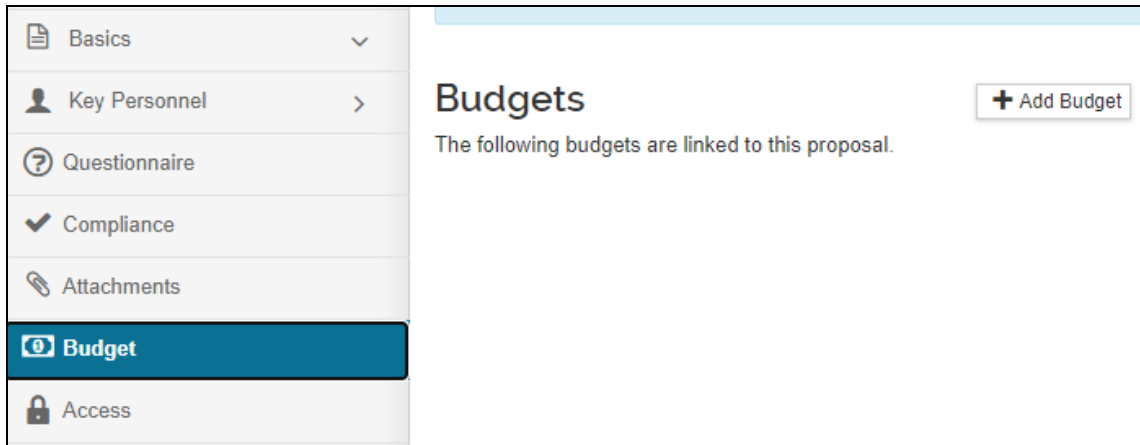
Budget Summary				
	P1 (08/01/2017 - 07/31/2018)	P2 (08/01/2018 - 07/31/2019)	P3 (08/01/2019 - 07/31/2020)	Totals
Personnel				
> Salary	\$100,000.00	\$104,000.00	\$108,160.00	\$312,160.00
> Fringe	\$30,000.00	\$31,200.00	\$32,448.00	\$93,648.00
Calculated Direct Costs	\$0.00	\$0.00	\$0.00	\$0.00
Personnel Subtotal	\$130,000.00	\$135,200.00	\$140,608.00	\$405,808.00
Non-personnel				
> Equipment	\$10,000.00	\$10,400.00	\$10,816.00	\$31,216.00
> Travel	\$5,000.00	\$5,200.00	\$5,408.00	\$15,608.00
Calculated Direct Costs	\$0.00	\$0.00	\$0.00	\$0.00
Non-personnel Subtotal	\$15,000.00	\$15,600.00	\$16,224.00	\$46,824.00
Totals				
Total Direct Cost	\$145,000.00	\$150,800.00	\$156,824.00	\$452,624.00
Total F&A Costs	\$67,600.00	\$70,304.00	\$73,116.16	\$211,020.16
Totals Subtotal	\$212,600.00	\$221,104.00	\$229,940.16	\$663,652.16

Creating a Modular Budget

If your proposal includes a Modular Budget for an NIH S2S proposal, you will create a summary budget and then a modular budget.

1. Create the Budget

Click on the Budget section in the left side toolbar and create the Budget by clicking the “+ Add Budget” button



When creating the budget:

- Enter the Budget Title (cannot be changed once created)
- Start a Summary Budget
- Select Yes for Modular Budget
- Click “Create Budget”

A screenshot of a 'Create a Budget Version' dialog box. It contains the following fields and options: 'Proposal:' with the value '37205'; 'Budget Name: *' with a text input field containing 'Modular Budget'; 'Would you like to create a detailed budget or enter a summary only?: *' with two radio button options, 'Start a detailed budget' and 'Start a summary budget' (which is selected); and 'Will this be a modular budget?: *' with two radio button options, 'Yes' (which is selected) and 'No'. At the bottom are two buttons: 'Create Budget' and 'Cancel'.

NOTE: The recommendation is to do a summary budget with your modular budget, but if you choose to do a detailed budget, you may sync the results to the modular budget.

2. Configure Budget Settings

Click on “Budget Settings” in the top toolbar to ensure you have the correct configurations set for:

- On/Off Campus Flag
- F&A Rate Type
- Modular Budget (Should be Checked)

The screenshot shows the 'Budget Settings' form with the following fields and values:

- Project Start Date: 12/01/2019
- Project End Date: 11/30/2022
- Total Direct Cost Limit: 0.00
- Budget Status: Incomplete
- On/Off Campus: All On (indicated by an orange arrow)
- Residual Funds: 0.00
- Total Cost Limit: 0.00
- Unrecovered F & A Rate Type: MTDC-On or Off-Adjacent
- F&A Rate Type: MTDC-On or Off-Adjacent (indicated by an orange arrow)
- Comments: (empty text area)
- Modular Budget: ☒ (indicated by an orange arrow)
- Submit Cost Sharing: ☒
- Exclude Subcontract F&A from Direct Cost Limit: ☐

Buttons at the bottom: Apply Changes, Close

3. Configure Rates for F&A

If our institutional rates are being used on the project then no changes to the rates section are required. Please see [ORA's F&A Information page](#) for details on current institutional rates.

However, if the sponsor mandates a rate lower than our institutional rates (but greater than 0%) you will need to enter that value in the applicable rates column on the appropriate on/off campus rows. This will ensure the correct rate gets pulled into the Institutional Proposal when generated later. Also, be sure to include the appropriate documentation on the sponsor mandated F&A rate requirement in the attachment section of the proposal if an institutional rate is not being used.

NOTE: If a rate type of 0% is mandated by the sponsor then the F&A Rate Type of Other is used and already reflects 0% under applicable rates sections.

Rates

Verify the default rates set by your institution. You can override them if necessary by clicking the edit icon to the right of each row.

Research - Basic F & A Fringe Benefits Inflation

Sync to Current Institutional Rates Reset to Default Rates

Description	On Campus	Fiscal Year	Start Date	Institute Rate	Applicable Rate *
MTDC - On or Off Adjacent - DOD Contract					
MTDCA DOD Contract	No	2020	07/01/2019	30.00	30.00
MTDCA DOD Contract	Yes	2020	07/01/2019	57.00	57.00
MTDCA DOD Contract	No	2021	07/01/2020	30.00	30.00
MTDCA DOD Contract	Yes	2021	07/01/2020	57.00	57.00
MTDCA DOD Contract	No	2022	07/01/2021	30.00	30.00
MTDCA DOD Contract	Yes	2022	07/01/2021	57.00	57.00

4. Create the Summary Budget

On the Periods and Totals Tab, populate the amount fields for Direct Costs and F&A Costs. If your project has Cost Sharing, enter amounts as needed. If there is Cost Sharing, fill out the [Cost Share Subsection](#) as well.

Periods & Totals

+ Add Budget Period

Period Start Date *	Period End Date *	Months	Total Sponsor Cost	Direct Cost	F&A Cost	Unrecovered F&A	Cost Sharing	Cost Limit	Direct Cost Limit	Actions
12/01/2019	11/30/2020	12.0	465,820.00	400,000.00	95,820.00	0.00	0.00	0.00	0.00	
12/01/2020	11/30/2021	12.0	534,292.00	450,000.00	84,292.00	0.00	0.00	0.00	0.00	
12/01/2021	11/30/2022	12.0	411,857.00	325,000.00	86,857.00	0.00	0.00	0.00	0.00	
Total:			1,411,969.00	1,175,000.00	286,969.00	Total: 0.00	Total: 0.00	Total: 0.00	Total: 0.00	

5. Create the Modular Budget

Once the Summary Budget is complete, click on the Modular Budget section button in the left toolbar. You will see a new navigation bar on the top left menu that allows you to navigate in and out of the modular budget:

	Returns you to the Proposal Development Modular Budget
	Takes you to the Dashboard Page (Not Currently Used)
	Returns you back to the Proposal Development Summary Budget
	Returns you back to the Proposal Development Record (Closes the Budget)
	Settings Page - Allows you to change the default configuration of Rounded to Unrounded. We recommend keeping the default set to Rounded.

You will be able to edit each period by double-clicking on the cell that you would need to modify.

- Enter amounts for items listed below, then move to other cells by either using the “Enter” or “Tab” key. Do NOT click off the field with your mouse, the value won’t save.
 - **Consortium F&A: Subaward F&A Cost**
 - FYI: Direct Costs Less Consortium F&A (Detailed Actuals) will come out as a negative amount because the system is pulling the data from the detailed budget which is empty. This will NOT affect the S2S form.
 - **Modular Requested**
 - **Indirect Cost Rate**
 - **Indirect Cost Base**

Click inside each field, enter a value, and hit "Enter" or "Tab"

Period 1
11/30/2019 - 11/29/2020
\$605,620.25

Direct Costs ▾

Consortium F&A




When you edit the first cell, you will be prompted to answer that the modular budget will stop automatically syncing. Click “Yes, make edits”

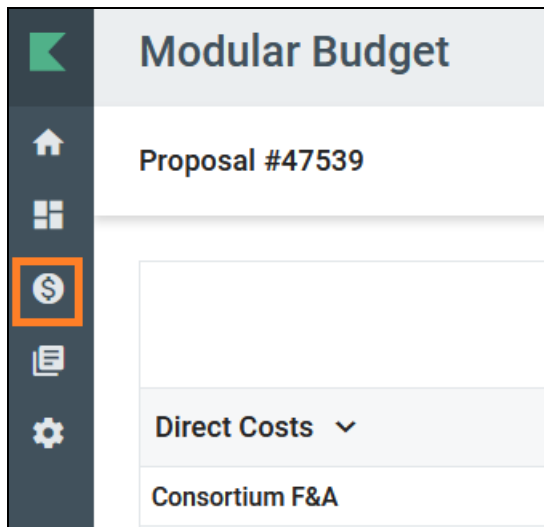
Are you sure you want to make edits?


This modular budget will stop automatically syncing once edits are made.

Once four items (Orange cells) are completed, other cells will be calculated automatically. Make sure to complete the items for each period.

Period 1 08/31/2019 - 08/30/2020 \$605,620.25	
Direct Costs ▾	
Consortium F&A	\$110,000.00
Direct Costs Less Consortium F&A (Detailed Actuals)	-\$110,000.00
Module Requested	\$400,000.00
Total (Module Requested + Consortium F&A)	\$510,000.00
Indirect Costs	
Indirect Cost Rate	54.5%
Indirect Cost Base	\$175,450.00
Indirect Funds Requested	\$95,620.25
Total Indirect Cost Requested	\$95,620.25
Modular Total Direct and Indirect Costs	
Modular Total Direct and Indirect Costs	\$605,620.25

When you are done with the Modular budget, you may click on the  on the menu to return to the Periods & Totals screen.



If you click on the  on the bottom left, you will be able to expand the menu items.

NOTE: You will notice that within the Modular Budget that the period dates are not properly displayed and reflect the day prior for start and end dates OR show an invalid date. This does NOT affect the submitted form and is a display issue we are working with Kuali to fix.

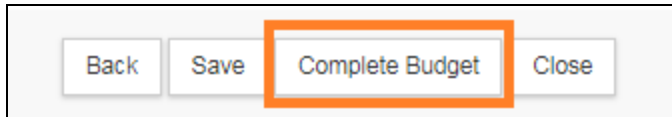
When you've completed the modular budget, we strongly recommend previewing the S2S Modular Budget from the S2S opportunity within your Proposal to ensure it's displaying as you expect.

Finalizing the Budget

Complete the Budget Version

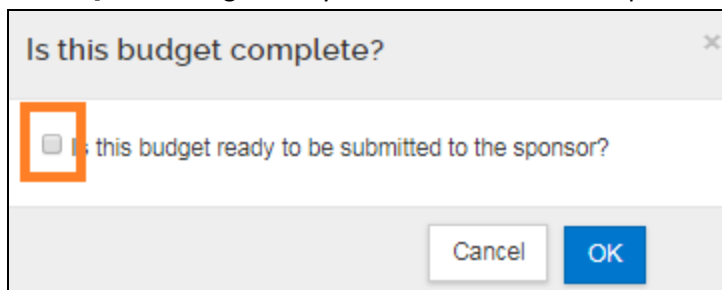
Before you can submit a proposal for approval, you must mark your budget Complete and mark a budget for Submission to Sponsor.

On any tab, click [Complete Budget] on the bottom of the budget screen



Mark as Submission to Sponsor

If this is the budget you will be submitting to the sponsor along with the final proposal, check the box for [Is this budget ready to be submitted to the Sponsor?] Cancel returns to the Budget screen.



Include Budget for Submission

On the Proposal Budget section you may mark budgets as Complete and Include for Submission. When you select Include for Submission, you are indicating that this is the budget that you want to submit along with your proposal.

Click the [Action] dropdown

Complete Budget: click if all changes have been made and the budget has been confirmed as correct

Include for Submission: click to include this budget version as the one you will submit



Once you have marked the Budget as “Include for Sponsor”, the row will turn green

Budgets + Add Budget									
The following budgets are linked to this proposal.									
Name	Version	Direct Cost	F&A	Total	Start	End	Status	Comments	Actions
TEST (for submission)	1	538,174.47	269,299.73	807,474.20	08/01/2017	07/31/2020	Complete		Action▼
test1	2	814,901.83	413,197.97	1,228,099.80	08/01/2017	07/31/2020	Incomplete		Action▼

Print the budget

If you want to print the budget, click [Action] and select the [Print].

Budgets + Add Budget									
The following budgets are linked to this proposal.									
Name	Version	Direct Cost	F&A	Total	Start	End	Status	Comments	Actions
TEST (for submission)	1	538,174.47	269,299.73	807,474.20	08/01/2017	07/31/2020	Complete		Action▼
test1	2	814,901.83	413,197.97	1,228,099.80	08/01/2017	07/31/2020	Incomplete		<ul style="list-style-type: none"> View Summary Copy Print Mark Budget Incomplete Remove from Submission

Print budget documents

Select the documents below you wish to print.

	Print Forms	Print Budget Comments	Select
1 Budget Costshare Summary Report	<input type="checkbox"/>	<input type="checkbox"/>	<div>Select All Select None</div>
2 Budget Cumulative Report	<input type="checkbox"/>	<input type="checkbox"/>	
3 Budget Salary Report	<input type="checkbox"/>	<input type="checkbox"/>	
4 Budget Summary Report	<input type="checkbox"/>	<input type="checkbox"/>	
5 Budget Summary Total Report	<input type="checkbox"/>	<input type="checkbox"/>	
6 Budget Total Report	<input type="checkbox"/>	<input type="checkbox"/>	
7 Industrial Budget Report	<input type="checkbox"/>	<input type="checkbox"/>	
8 Industrial Cumulative Budget Report	<input type="checkbox"/>	<input type="checkbox"/>	

Print

Close

Check the box under the [select] to select forms. If you would like to print all, click [▼] to click [Select All] > Click Print > PDF will be generated

Access Section

The Access Section allows you to give other Proposal Development users access to a proposal.

NOTE: This is useful for projects that **involve multiple units** who need to review the lead unit's proposal. The approvers for the Department Chair and College Dean's office have view rights by default, and there is no need to add them to the Roles unless an individual needs to have additional rights to modify the proposal contents. ORA staff can see all Proposal Development proposals, and there is no need to add or remove them from the list of users or roles.

Proposal Access Roles	Use Case
Aggregator Document Level	Full edit permissions, including budget rates, plus submit to review permission
Aggregator Only Document Level	A more limited form of Aggregator. Aggregator Only can modify all proposal, budget, and attachment data. Can also submit a proposal document for review. Cannot send certification, recall, change rates, or change S2S linkages after a proposal is submitted for review
Viewer Document Level	Permission to view all sections of a proposal (cannot create new or edit existing proposal details)
Budget Creator Document Level	Permission to create and edit budget versions, plus view proposal data
Budget Creator Only Document Level	Permission to create and maintain budgets in a proposal and view all other data in a proposal. Cannot modify rates in a budget
Narrative Writer Document Level	Permission to modify the data in a proposal development document, including the attachments. It provides view only access to the budget.
Approver Document Level Access Proposal Person Institutional Salaries View Institutionally Maintained Salaries	Do Not Use


Note: You may optionally add view access to a proposal while it's being routed for approval or after it's been completely approved and submitted.

Sharing Access to a Proposal

You can share a proposal with a user from another department you're collaborating with by adding them to the Access section of the proposal and emailing them a link. Individuals that have been added will see the proposal on their Proposal Not Routing Card as well.

Assign a person to Access role

1. Click [Add User]

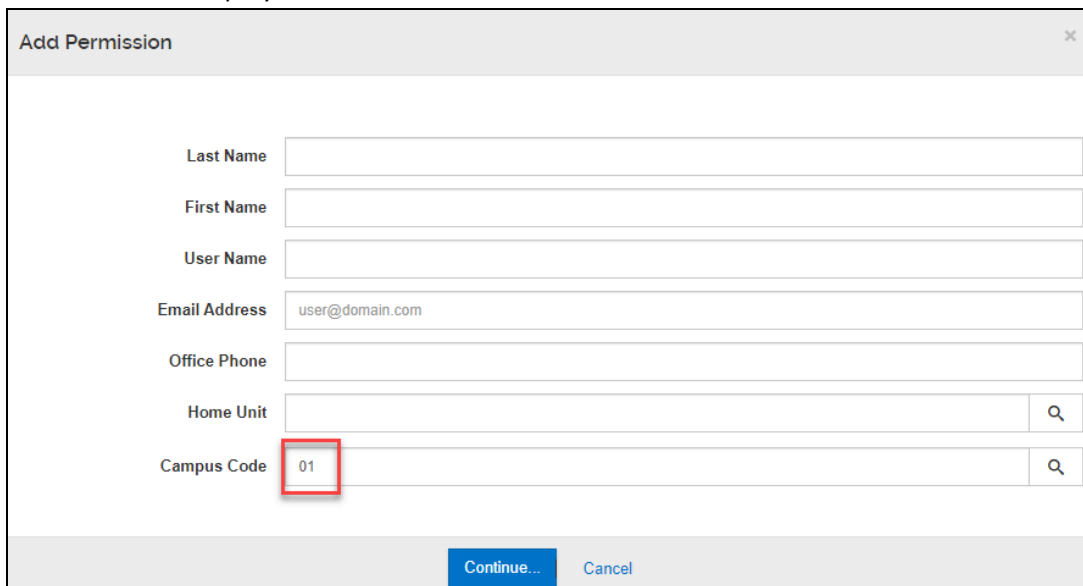


Permissions

Add User

User Name	Roles	Actions
ckang1	Aggregator Document Level	Edit Delete

2. Search and choose the user that needs access for the proposal. Type 01 in Campus Code to limit search to UMD employees.



Add Permission

Last Name

First Name

User Name

Email Address

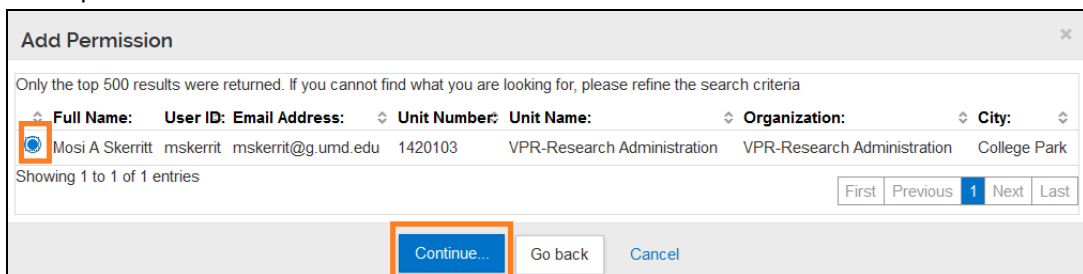
Office Phone

Home Unit

Campus Code

[Continue...](#) [Cancel](#)

3. Select person and click on Continue



Add Permission

Only the top 500 results were returned. If you cannot find what you are looking for, please refine the search criteria

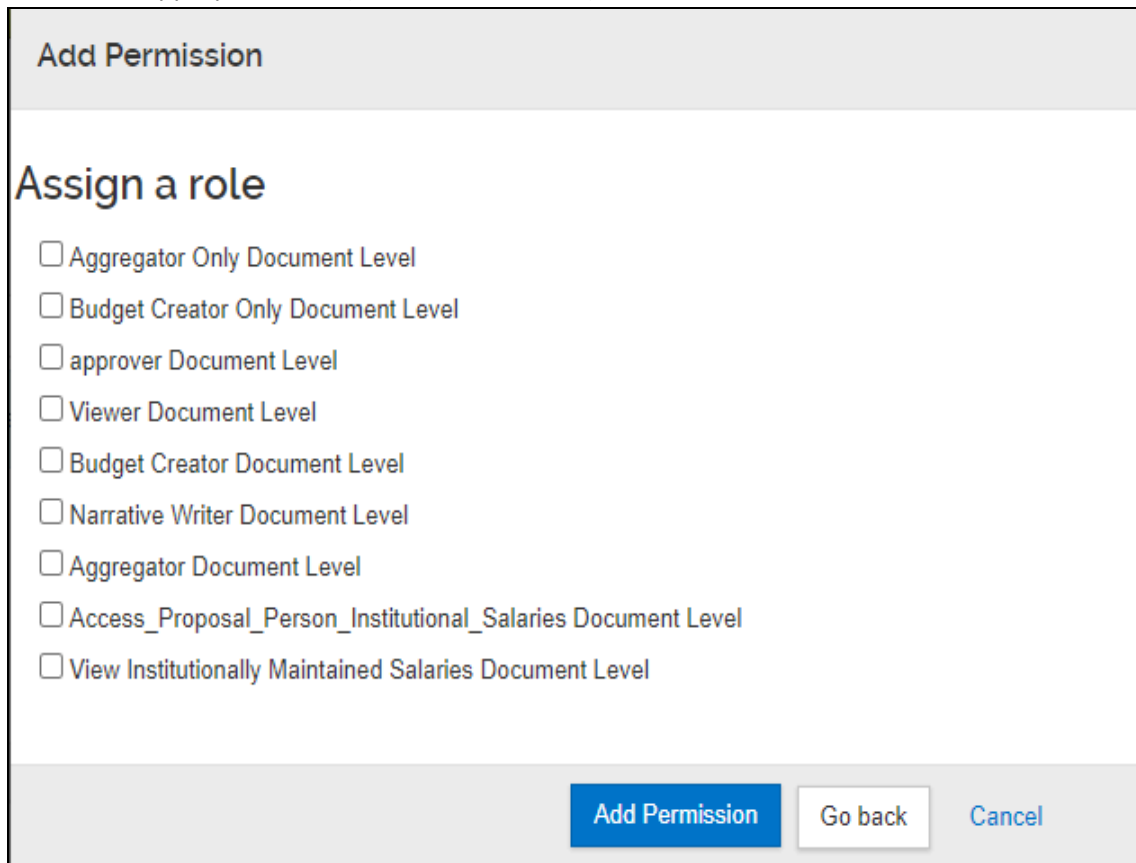
Full Name:	User ID:	Email Address:	Unit Number:	Unit Name:	Organization:	City:
<input checked="" type="radio"/> Mosi A Skerritt	mskerrit	mskerrit@g.umd.edu	1420103	VPR-Research Administration	VPR-Research Administration	College Park

Showing 1 to 1 of 1 entries

[First](#) [Previous](#) [1](#) [Next](#) [Last](#)

[Continue...](#) [Go back](#) [Cancel](#)

4. Choose the appropriate role (See above the table) > Click [Add Permission]



Add Permission

Assign a role

- ☐ Aggregator Only Document Level
- ☐ Budget Creator Only Document Level
- ☐ approver Document Level
- ☐ Viewer Document Level
- ☐ Budget Creator Document Level
- ☐ Narrative Writer Document Level
- ☐ Aggregator Document Level
- ☐ Access_Proposal_Person_Institutional_Salaries Document Level
- ☐ View Institutionally Maintained Salaries Document Level

Add Permission **Go back** **Cancel**

5. Then on the top toolbar, click the Link button and copy the link.



✓ Data Validation (off) Print Copy Medusa Hierarchy Budget Versions **Link** Help

Short URL

<https://umd.kuali.co./res/kc-common/development-proposals/37153>

6. Send the link to the person via email and he/she will be able to open the proposal based on the access you gave him/her.
7. Once you have granted view or edit access the proposal will show up on the Proposals Not Routing and Proposal Workload Assignments cards for that person depending on the current proposal's status.

Supplemental Information Section

Supplemental Info

Document was successfully saved.

College Park - Other

Baltimore - General

College Park - Other

Admin Costs Included:

select

IDC Rate:

IDC Rate Type:

select

IDC Reason:

select

NSPIRES USERNAME:

Sponsor Contact Name:

Sponsor Email:

Sponsor Phone:

Sponsor URL:

Admin Costs Included (required):

Select appropriate reason Admin Costs are or are not included

IDC Rate (required): enter the IDC rate. This is a number only field, % is not allowed. If you have more than one rate, please list only the on campus rate

IDC Rate Type (required): Select MTDC, TDC, or Other (only for 0%. If you have more than one rate, please list only the on campus rate type

IDC Reason (required): Select reason rate was selected. If you have more than one rate, please select the on campus rate reason

NSPIRES USERNAME: PI NSPIRES username for NASA proposals

Sponsor Information: as needed

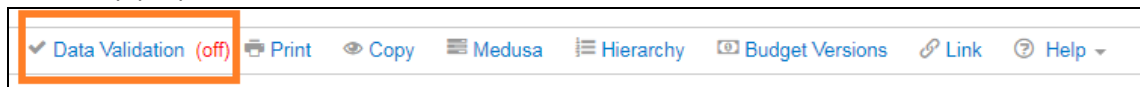
Summary/Submit Section

Validation

Once you believe your proposal has been completed, you should turn Data Validations on to verify there are no issues present before you submit for approval. This will generate a list of errors or warnings associated with the proposal if any issues are found. Data validations are limited to the rules that have been created in Kualu Research and will not check all possible issues such as those flagged in other submission systems. These issues must be addressed before routing.

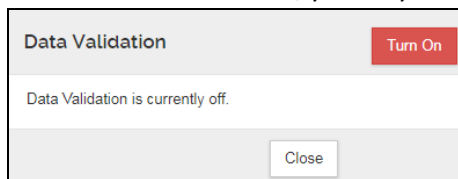
Turning on the Validation

On the top proposal toolbar, click on the [Data Validation]

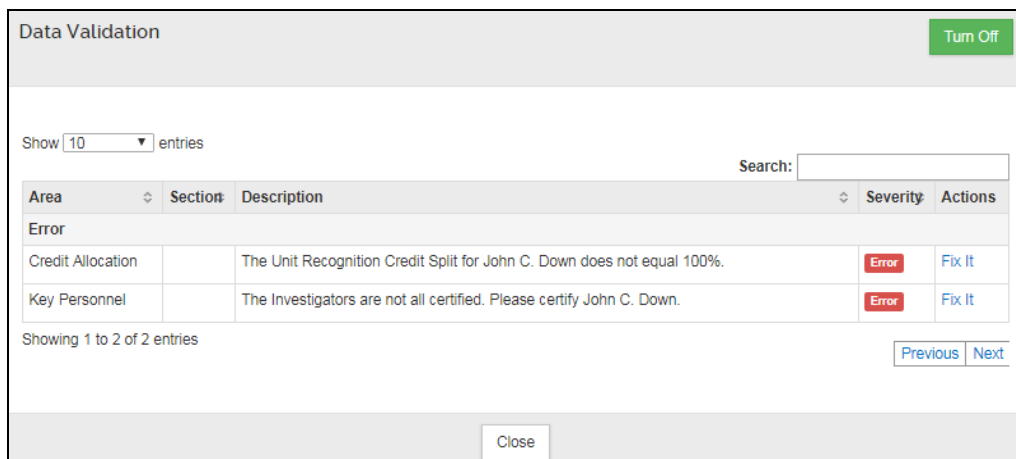


Click on the [Turn On] button in the data validation window.

Once the validation is on, you may return back to the same place and turn it off if needed.



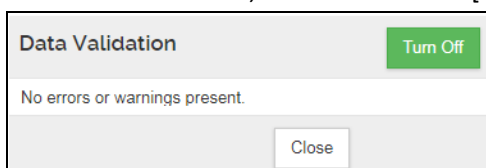
If the proposal has an error(s), click on the [Fix It] link for each to be taken to the location where you can take corrective actions.



Error(s): you must make corrections and check Data Validation again to confirm the error has been fixed. You will not be allowed to submit a proposal if Data Validation is showing an error.

Warning(s): review to see if there are corrections that can be made. You will be allowed to submit a proposal with a warning.

If there are no errors, the window with [no errors or warnings present] will pop up.



Notifications

Notifications

The Notifications section displays all of the email notifications that have been generated for this proposal. [Appendix II - KR Notification Emails](#) contains descriptions and details about the notifications that Kualiti Research will generate.

Note: notifications generated only after February 28, 2019 are available.

Information on notifications is presented as:

Date Created	Recipients	Subject	Message
03/05/2019 02:34 PM	ckang1, ctaylo15, jdown, lbotlero, lcortes, lgeraght, segloff, smbrack	Proposal No.44373 in Department 1350101 - INFO-College of Information Studies has	Prop Dev Number 44373 Proposal Initiator Lucinda Botlero

Date Created: date and time notification was generated

Recipients: directory IDs' of persons receiving the notification

Subject: the subject line of the notification email

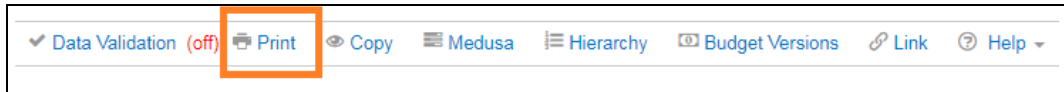
Message: the text of the notification

Print Forms

If you would like to print portions of the proposal, you may do so from the Print link in the Proposal Toolbar. You may also print Grants.gov forms if the proposal is an S2S proposal by clicking on the S2S Opportunity Search Section and clicking on the [Forms Tab](#).

Click [Print] on the Top menu

Check each forms that you would like to print Click [Create PDF]



The 'Print' dialog box has a title bar with 'Print' and a close button. It contains three main sections: 'Grants.gov (19)', 'Sponsor form packages (9)', and 'Reports'. The 'Grants.gov (19)' section is expanded, showing a table of forms. The table has columns: 'Form Name', 'Mandatory', 'Include', 'Description', and 'Select'. Below the table are two buttons: 'Create XML' and 'Create PDF'. The 'Sponsor form packages (9)' section is collapsed. The 'Reports' section is expanded, showing a dropdown menu with 'Current' selected, a search input field, and a search button.

Form Name	Mandatory	Include	Description	Select
RR_SF424_2_0-V2.0	Yes	Yes	Available	<input checked="" type="checkbox"/>
RR_SubawardBudget10_30_1_3	No	<input type="checkbox"/>	Available	<input type="checkbox"/>
RR_SubawardBudget30_1_3	No	<input type="checkbox"/>	Available	<input type="checkbox"/>
SF424C_2_0-V2.0	No	No	Unavailable	<input type="checkbox"/>

Grants.gov: Allows you to print Grants.gov forms for S2S proposals. Same as shown in on the S2S Opportunity Search

Sponsor Form Packages: Generic system print templates, includes ORA templates no longer used

Reports: Current and Pending reports here for investigators

Proposal Lock

As an aggregator, when you edit a proposal, you create a lock. The lock prevents other aggregators in your department from editing the proposal while you are working on it. This is called a “Pessimistic Lock” in Quali Research.

When you are finished editing the proposal, you must click the “Close” button at the bottom of the Proposal Development page in order to release the lock you created.

The screenshot shows the 'Proposal Development' interface for 'Proposal: #63150' by 'Pl: Christine Kang'. The 'Document Info' section on the right indicates 'Doc Nbr: 4203399', 'S2S Connected: no', 'Initiator: Carolyn LaLumiere Miller (cmille14)', and 'Status: In Progress'. The main area is titled 'Proposal Details' and contains a message 'Document was successfully saved.' Below this, there are fields for 'Proposal Type' (set to 'New'), 'Lead Unit' (1301301 - CMNS-Institute for Advanced Computer Studies), 'Activity Type' (set to 'Research - Basic'), and 'Project Dates' (12/01/2022 to 11/30/2024). At the bottom, there are three buttons: 'Save', 'Save and Continue', and 'Close'. A yellow arrow points to the 'Close' button, which is also highlighted with a yellow box.

If you close your web browser or web browser tab while editing a proposal, this does NOT release the lock so it's important that you click on the “Close” button in order to allow others to be able to edit.

What Happens if a Proposal is Locked?

If another aggregator attempts to edit a locked proposal development record, they will see an error that states “This document currently has a {Proposal ID}-PROPOSAL DEVELOPMENT lock owned by **LAST NAME, FIRST NAME** as of {Time} on {Date}.”

The screenshot shows the 'Proposal Details' page with an error message displayed in a red box: 'This document currently has a 37974-PROPOSAL DEVELOPMENT lock owned by Kang, Christine as of 05:07 PM on 09/14/2017.' The message is preceded by a red circle with a white 'X' icon.

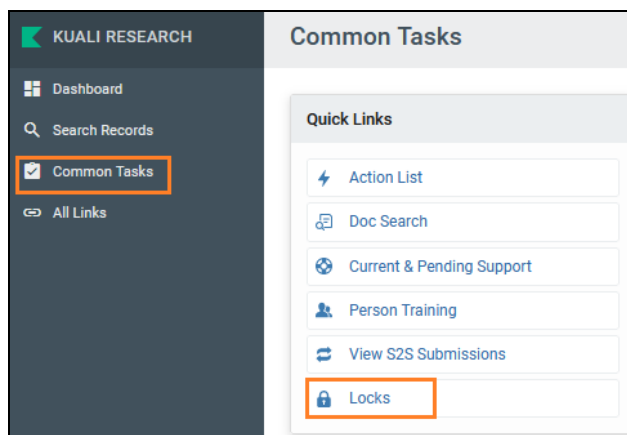
How Do I Unlock the Proposal?

Note the name in the lock error message. This is the person that has the lock on the proposal.

- If the person in the lock error message is NOT you, you may contact that person and request that they either open the proposal in edit mode and then click the “Close” button or clear their “Pessimistic Lock.” If you cannot reach that person and it’s urgent, please contact kr-help@umd.edu.
- If this person is you, open the proposal for editing then click the “Close” button, and the lock should be released. You may alternatively clear the lock by clicking on the “Pessimistic Lock” link under Quick Links in either the “Unit” submenu or Kuali Research homepage.

Clear a Pessimistic Lock

- Click [Common Tasks] > click [Locks] under [Quick Links]



- Click the search button without any information on any field. This will show ALL your Locks.

Pessimistic Lock Lookup

Lock Owner Principal Name:

Lock Descriptor:

Generated Time From:

Generated Time To:

Document Number:

- Click the [delete] action next to the proposal that you would like to unlock.

Actions	Lock Id	Lock Owner Principal Name	Lock Descriptor	Generated Time	Document Number
delete	1443537	ckang1	37974-PROPOSAL DEVELOPMENT	09/14/2017 05:07 PM	2230561

Submit for Review/Approval

Once you've finalized your proposal and run validations, you are ready to submit the proposal for approval.

Open [Summary/Submit] Section > Click [Submit for Review] Button

Proposal Summary	
Title	clm testing
Principal Investigator	Christine Kang
Lead Unit	1301301 - CMNS-Institute for Advanced Computer Studies
Proposal Type	New
Activity Type	Research - Basic
Proposal Number	63150
Project Start Date	12/01/2022
Project End Date	11/30/2024
Include Subaward(s)?	No
Sponsor Name	US Air Force
Prime Sponsor Name	
Sponsor Deadline Date	05/01/2022
Sponsor Deadline Type	Receipt

: This sign will show up if there is an unresolved issue on that particular section

NOTE: The tracking line will change from blue to green then go into the routing

Gray: This shows the work to be done.

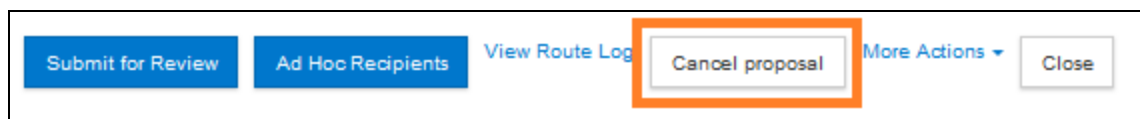
Blue: This shows where the proposal is currently located.

Green: This is Completed/Approved

NOTE: If you are an aggregator as well as a Primary Approver at any stop when you submit for review, a pop-up question will display "Do you want to receive future approval requests?" If you answer Yes, the approval routing will continue as it normally would. If you answer No, the system will automatically approve at all levels that you are the Primary or Secondary Approver on, and no additional approval notifications are sent to the aggregator. Notifications are sent to all other approvers on these stops to inform them that they have been approved.

Cancel the Proposal Development

Once you create a proposal, it cannot be deleted, but you may cancel the proposal. If you created a proposal that is no longer needed, you need to update the title to avoid using it in the future by entering a “Do Not Submit” at the beginning of the title. Also you click on the cancel proposal (button located in the Summary/Submit section), which ensures it can never be submitted or edited again. This will inactivate your proposal, and it cannot be undone. This will remove the proposal from the Proposal Not Routing Card. If you inadvertently do this, you will need to copy the proposal.



Check the Status of the Approval

Viewing the routing map

Open the [Summary/Submit] Section > click [View Route Log](#) on the bottom
Click [Show] on the [Future Action Request]

Route Log

ID: 2221160

show

Actions Taken

show

Pending Action Requests

hide

Action	Requested Of	Time/Date	Annotation
<div>show</div> IN ACTION LIST APPROVE	Flick, Paul Kurt	04:53 PM 08/07/2017	PeopleFlow Name: UMD PD SPHL 1330101
<div>show</div> PENDING APPROVE	Kroutil, Brian L.	04:53 PM 08/07/2017	PeopleFlow Name: UMD PD SPHL College
<div>show</div> PENDING APPROVE	Egloff, Sally	04:53 PM 08/07/2017	PeopleFlow Name: UMD ORA Review
<div>show</div> PENDING APPROVE	Down, John C.	04:53 PM 08/07/2017	PeopleFlow Name: UMD ORA Review

Future Action Requests

hide

Action	Requested Of	Time/Date	Annotation
--------	--------------	-----------	------------

Department

College

ORA

[ID] Panel: a short description of the proposal

[Actions Taken] Panel: where the proposal has been (who has approved it, so far)

[Pending Action requests] Panel: all pending actions

[Future Action request] Panel: prior to submitting for approval all future actions will be displayed

Updating Narrative Attachments

While the proposal is being routed for approval, you may swap out and update attachments.

Open [Attachments] Section > Click [Details] under action

Click [Choose File] to update the file > Click [Save]

Click [send the notification]

File	Type *	Status *	Description	Uploaded By	Posted Timestamp	Actions
1 narrative.pdf	UM - Other Internal Docs	Draft		Kang, Christine	04/05/2019 08:37 AM	Details

Details

Type:

UM - ORA/SPA Placeholder

Status: *

Draft

Description:

Current File:

ORA-Placeholder.docx

New File:

Browse...

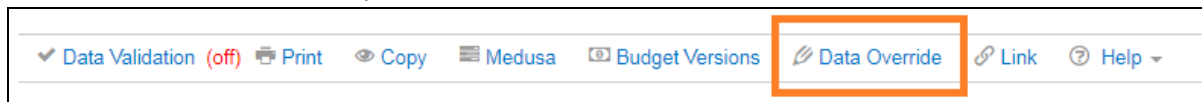
No file selected.

Save

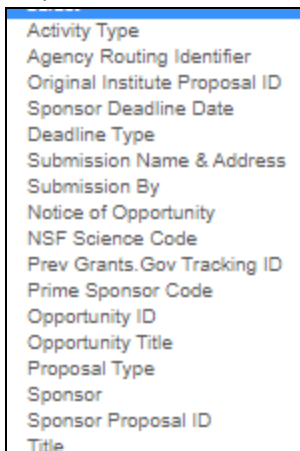
Data Override

While the proposal is being routed for approval, most of the proposal is locked down from edits. The Data Override feature allows you to edit a number of select fields.

Click [Data Override] on the top menu

A modal window titled 'Data Override' with a close button in the top right. It has two tabs: 'Override' (selected) and 'History'. Under the 'Override' tab, there is a section titled 'Override'. It contains a 'Field To Edit:' dropdown menu with 'select' chosen, a 'Current Value:' label, a 'New Value:' text input field, and a 'Comments:' text area. At the bottom right is a blue 'Create Override' button.

Field to Edit: Select the Field to Edit from the dropdown list



Current Value: Automatically shows the current status, once the [Field to Edit] is picked.

New Value: Add a New Value.

Click [Create Override]

Do NOT use the [Send Notification]

The icon next to the [Data Override] on the top menu will change to Orange



Recall Proposal

After you've submitted the proposal for routing, you may recall the proposal in order to make changes. Open the [Summary/Submit] Section.

Click [Recall] at the bottom of the page.

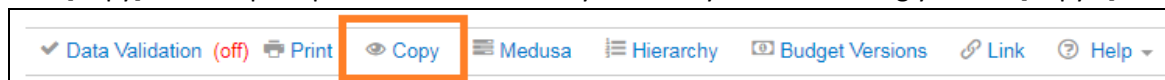
A dialog box titled 'Please Confirm to Continue' with a close button (X) in the top right. It contains a text input field labeled 'Reason for recall?'. At the bottom, there are two buttons: 'Cancel' and 'OK'.

Enter the reason for a recall > Click [OK]
[Cancel] returns to Proposal Development screen.

Copying the Proposal From Another Proposal

You may want to copy a proposal if you've selected the wrong lead unit, encountered an error during submission to the sponsor, or if you think it will save you time when creating a new proposal.

Click [Copy] in the top Proposal Toolbar > Edit any necessary fields accordingly > Click [Copy...]

A dialog box titled 'Copy To New Document'. It contains a yellow warning box at the top: 'This proposal copy will include a linked Grants.Gov opportunity. Use the 'Remove Opportunity' option in the S2S page of the copied proposal to remove an invalid/expired opportunity'. Below this, there are several fields and checkboxes: 'Proposal' (Yes), 'Original Lead Unit' (1330501 - SPHL-Kinesiology), 'Lead Unit' (a dropdown menu with 'select' selected), 'Budget?' (checkbox 'Yes. Include Budget(s)'), 'Budget Version' (a dropdown menu with 'All Versions' selected), 'Attachments?' (checkbox 'Yes. Include attachment'), and 'Questionnaires?' (checkbox 'Yes. Include questionnaire'). At the bottom, there are two buttons: 'Copy...' and 'Close'.

Lead Unit: Select the unit that will be the lead/managing unit

Budget YES? : click if you would like to include the existing budget

Budget version: Select the budget that's the appropriate version or all

Attachments? : click if you would like to include the attachment

Questionnaires?: click if you would like to include the questionnaires

Copying a Proposal from Search Results

Search for a proposal that you want to copy

Click the copy link in the Action column of the Search Results Window

Complete the fields as necessary to indicate what info you want to copy over to the new proposal

Click [Copy]

Actions	Proposal Number	Proposal Document Number	Proposal Type	Proposal State	Project Title	Prev Grants.Gov Tracking ID	Opportunity ID	Opportunity Title	CFDA	Agency Routing Identifier
view copy medusa	37219	2221072	New	Approval Pending	CMK_Testing for the data override		PA-DD-000	NIH FORMS-D UBER test FOA		

Original Lead Unit
1302101 - CMNS-Atmospheric & Oceanic Science

Lead Unit: *

Budget?

☐ Yes. Include Budget(s).

Budget Version

Attachments?

☐ Yes. Include attachment.

Questionnaires?

☒ Yes. Include questionnaire

Lead Unit: Select the lead unit

Budget?: Check to include the budget from the original proposal

Budget version: drop-down menu to select which budget version(s)

Attachments? Check to include attachments from the original proposal

Questionnaires? Check to include the questionnaire answers from the original proposal

Still have questions?

We're here to help!

Email Kual Research Help: kr-help@umd.edu

Development Proposal FAQs

How can I change the lead unit?

Once you create a proposal, the lead unit cannot be changed. If the proposal has the wrong lead unit, you may copy the proposal and select the correct lead unit.

When I copy a proposal there are certain fields that are reset, what are those fields?

If you intend on using all the same data from the proposal you copied from then you will want to be sure to revisit a few areas on the new proposal that will have been reset. All investigators will have to recertify, the proposal tab attachments statuses will need to be checked and set to the final status where needed, and the budget will need to be marked as “Complete” and “Include for Submission” in the Budget section. If you copied a proposal to use on a separate project we suggest you check each area to confirm where you’ll need to make the necessary changes.

Can I delete a proposal?

Once you create a proposal, it cannot be deleted. If you created a proposal that is no longer needed, you may update the title to avoid using it in the future by entering a “Do Not Submit” at the beginning of the title. You may also cancel the proposal (button located in the Summary/Submit section), which ensures it can never be submitted or edited again. Please be sure to do one of those two actions if needed so that your Contract Administrator and fellow Aggregators or Approvers are aware that the proposal has been abandoned. Also keep in mind that a proposal may be copied if you unintentionally canceled it.

Why can't I find my investigator in the employee search?

An investigator must have either a paid or non-paid appointment with UMD. If the investigator has not been hired under PHR yet, please consider which appointment type would be most appropriate and contact PHR. You may find more information about non-paid appointments here:

<http://uhr.umd.edu/phr-manual/non-paid-affiliate-appts-honorariums/>. Once PHR processes the appointment, their person information should feed into Kuali Research that evening and be available to select the next day

An investigator didn't get the certification email even after I resent the notification, what do I do?

There are several possibilities for an investigator not getting the certification email.

- 1.) The investigator may have a filter set up which directs the certification email to trash or spam. Request the investigator to see if the message may have ended up in spam, trash, or archived. An easy way to do this in Gmail is to search for the proposal number along with “in:anywhere”, which looks in a person’s spam, trash, inbox, and archived messages. If you don’t have the proposal number on hand you may add to the search “Certification is required”, which is part of the subject line.
- 2.) The investigator’s email address may be incorrect in ARES. Check the email address listed in the Key Personnel > Personnel > Investigator section. Click on the Organization tab and check the email address. It should be in the format XXXXX@g.umd.edu. This is the email address the notification is sent to. If it is not correct, you cannot simply change it on the proposal. You must

ask the investigator to update the email address in ARES, which will then be reflected in Kual Research the next day. You will need to then delete the person on the proposal, add them back, then click the “Notify” button to resend the certification request.

- 3.) An incorrect investigator person record may have been selected. Make sure that you searched for the investigator as an Employee (as opposed to a Non Employee), that you typed in 01 for Campus Code, and that the record selected is the correct person based at UMD. Also, if you get multiple results when searching a more common name (e.g. John Smith) be sure you are selecting the right person from the right department by looking carefully at the unit name, organization, email address, and User ID.

I need to add a Co-Investigator but see only an option for UMB?

You will notice when adding a person to a proposal that the Co-I role is displayed as “Co-I (UMB Routing Req'd).” This is actually still the same role you would use to add a UMD Co-I. Kual Research is used by both UMD and UMB campuses and UMB requires this label description to assist their users. Select “Co-I (UMB Routing Req'd)” if their role on the project is a Co-I.

How do I add more units to an investigator?

To add multiple units to an investigator, click on Key Personnel > Personnel > PI information > Unit Details. Under the Unit Details, click on the blue link labeled “[Lookup/Add Multiple Lines.](#)” This will bring up the Unit Search menu. Search for the unit to be assigned. Click on the check box to the right of the unit and click on “Return Selected”. The system will then display the units assigned to the investigator. If you selected the wrong unit, you can click on the Delete button to remove it.

What do I do if I see both UMD and UMB results when I search for a person?

When searching within Employees, if you see both a UMD and UMB person record with the same name and it is truly the same individual they may have a dual-appointment with both UMD and UMB. To avoid this, type 01 in the Campus Code on the search screen. You must always select the UMD person. The UMD person record contains the investigator’s UMD directory ID under the User ID, and the unit number will be only 7 digits. Selecting a UMB person may inadvertently trigger UMB validations and create issues certifying. If you do need to add a UMB person to a proposal, you will need to do so by searching for them as a Non Employee. If they do not exist, you may create an address book record and add them to your proposal.

I need to add mPowering the State (MTS) as a unit for my personnel, but there are multiple MTS units shown when I search for it, which one should I use?

You must use the UMD VPR-MPowering the State (1420301) unit. The organization column will display "University of Maryland, College Park." Be sure to add the UMD mPowering the State unit to all the UMD personnel listed on an MTS proposal.

Why am I not getting the right questionnaire (Funded, Non-funded, Data Use Agreement, or MTA)?

The type of questionnaire is determined by the Anticipated Award Type which is located in Basics > Sponsor and Program Information section. Be sure you are selecting the correct type as shown below.

Funded Questionnaire

Grant
Contract
Indefinite Delivery Contract
Cooperative Agreement
Consortium Membership
Other Transaction Agreement
Intergovernmental Personnel

Non Funded Questionnaire

Non-Disclosure Agreement
Teaming Agreement
Equipment Loan
Memorandum of Understanding
Software License

MTA Questionnaire

Material Transfer Agreementoff

**Data Use Agreement
Questionnaire**

Data Use Agreement

Can I delete or rename a budget?

Once you create a budget, it cannot be deleted nor renamed. While a budget will remain with the proposal, you may leave it with a status of "Incomplete" and mark it "Do Not Use" in the Comments field of your Budget Settings as a reminder to you that you are abandoning that version of the budget. Also, only the budget marked as "Include for Submission" under budget actions will move forward to the submission process so leaving an older version of the budget will not cause any problems.

I have a proposal that does not need a budget (pre-proposal, non-funded agreement). How do I handle this?

You can do this one of two ways:

- 1.) Do not initiate the budget at all, and the proposal will have no budget. This will give you a warning, but you may submit with the warning.
- 2.) Create a summary budget and put zero dollars in the F&A and Direct Cost fields in the Periods and Total Section. Mark the budget complete and include for submission.

Why am I getting an export control validation error?

There are a number of questions in the Questionnaire that are relevant to the Export Control requirement in Compliance. If you respond yes to any of the questions below, you must add Export Control in Compliance with a “Pending” status.

Funded Questionnaire
<ul style="list-style-type: none">• Are any export controls, physical or IT security requirements, restrictions on publications, or use of foreign nationals indicated in the solicitation or in discussions with the sponsor?• Are there technologies involved in this project which are likely to have a military application or other applications which could be considered to have national security implications?• Will this project involve the shipment of materials outside of the US?• Will this project require collaboration with any foreign entity?• Will this project involve any information which may not be released to the public without sponsor approval? This may include, but is not limited to, sensitive research results, data sets, proprietary information, trade secrets, publications, and export-controlled information.
Non-Funded Agreement Questionnaire & Material Transfer Agreement Questionnaire
<ul style="list-style-type: none">• Are any export controls, physical or IT security requirements, restrictions on publications, or use of foreign nationals indicated in the solicitation or in discussions with the sponsor?• Are there technologies involved in this project which are likely to have a military application or other applications which could be considered to have national security implications?• Will this project involve the shipment of materials outside of the US?• Will this project require collaboration with any foreign entity?• Will this project involve any information which may not be released to the public without sponsor approval? This may include, but is not limited to, sensitive research results, data sets, proprietary information, trade secrets, publications, and export-controlled information.
Data Use Agreement Questionnaire
<ul style="list-style-type: none">• Does this agreement, or data set, include Controlled Unclassified Information (CUI)?• Does this agreement, or data set, include Classified data?• Does this agreement, or data set, include Export/ITAR controlled data?• Does this agreement, or data set, include Encrypted data?• Are any export controls, physical or IT security requirements, restrictions on publications, or use of foreign nationals indicated in the solicitation or in discussions with the sponsor?• Are there technologies involved in this project which are likely to have a military application or other applications which could be considered to have national security implications?• Will this project involve the shipment of materials outside of the US?• Will this project require collaboration with any foreign entity?• Will this project involve any information which may not be released to the public without sponsor approval? This may include, but is not limited to, sensitive research results, data sets, proprietary information, trade secrets, publications, and export-controlled information.

Why is KR System-to-System (S2S) less work than Grants.gov Workspace or NIH Assist?

If the Grants.gov opportunity is available to do in KR S2S, we recommend that you do so with the exception of NSF and NASA proposals. Some advantages of using KR S2S are:

- You create a proposal only once. If you use Workspace or Assist, you will have to create proposals with all of their associated data in both KR and another portal.
- You will do less data entry overall with KR S2S because many of the reused University of Maryland data objects (i.e. DUNS, Address, etc.) get auto-populated where needed.
- KR performs many data validations for NIH proposals, which are done within KR before submitting for approval rather than after it's received in Assist.
- When a proposal is submitted via S2S the initial submission status can be checked from within KR whereas you would have to go into Grants.gov separately to confirm.

What sponsors require proposals to be entered into their own portal and also into KR?

All proposals must be entered into KR for approval routing regardless of the sponsor. Any proposal that is not an S2S proposal in KR will require another submission method (email, external portal, etc.) in addition to being entered into KR. Only Grants.gov opportunities may be done as S2S in KR, however specifically for NSF and NASA proposals, we use their external portals (Fastlane, Research.gov, NSpires) for submission as well. Please check with your contract administrator if you are not familiar with a sponsor's portal or need guidance on the submission requirements.

How do I swap out an attachment on my proposal after it's been routed for approval?

You may swap out attachments on a proposal up until your Contract Administrator has completely approved and submitted the proposal. To swap out an attachment, in the Attachments section, click on the Details button. You may then choose a different file to replace the existing attachment by clicking on "Choose File". If the attachment was in a "Final" status state be sure to let your Contract Administrator know so they are aware of the change.

After I submit for approval or recall a proposal, I get an error stating that the proposal is locked by KR. How do I get rid of this lock?

This is a standard message that occurs after the proposal is submitted or recalled and can be ignored. To access the proposal after recalling it or submitting it, you must close the proposal, search for it, and then re-open it.

Can I change any fields on the proposal after it has been submitted for review?

Yes, there are some data fields that can be changed during approval routing. Use the Data Override tool located in the function bar on the development proposal screen. In the dropdown, you will see all of the data items that may be changed while it's being approved. If you need to change something that is not listed in the data override menu, then you will need to recall the proposal, which removes it from the approval routing process.

I am trying to edit my proposal and I get a message stating the proposal is locked by someone else. What should I do?

Contact the person who has the lock on the proposal and ask them to click the “Close” button at the bottom of the proposal screen. Simply closing the browser or browser tab when on the proposal does not close the proposal and leaves behind a lock that prevents others from editing it. If you cannot reach that person and need immediate edit access, send an email to kr-help@umd.edu, and someone can assist. Deleting a lock will cause any unsaved data to be lost so we want to be sure that person who has the lock has an opportunity to save if needed.

How does an investigator certify a proposal?

A UMD investigator must certify each proposal he/she is named on before that proposal can be submitted for routing in Kuali Research. In those instances where the investigator is not the proposal creator, the proposal creator will send a notification from Kuali Research to the investigator. This notification will contain a link to the certification page for that investigator for that proposal.

Who approves proposals in Kuali Research?

Proposal Development proposals are approved at the Lead Unit, the Lead College, and ORA. At each approval stop, a primary and alternate approver(s) have been identified. Only one approval is needed at any stop to move the proposal to the next stop.

Who has access to the Proposal Development record?

Access to the Proposal Development module is limited based on roles within a unit or on a proposal, unlike the rest of Kuali Research. Proposal Creators have access to records he/she created and have the ability to add other viewers to that record. Investigators have view access to their Kuali Research proposals by default. Proposal Approvers have view access to those proposals which he/she needs to approve. Departments and Colleges can contact the KR Help Desk to make changes to the list of Proposal Aggregators and Proposal Viewers for a unit. Aggregators work with many investigators in a unit(s) to create proposals and Viewers have only view rights to all proposals within a unit/college.

How do I grant others access to the proposal development record?

Proposal Development records are editable only to the Proposal Creator, a Department's Aggregators, and ORA eRA team. Records are viewable only by the proposal's investigators and those with Proposal Development View rights in a particular department.

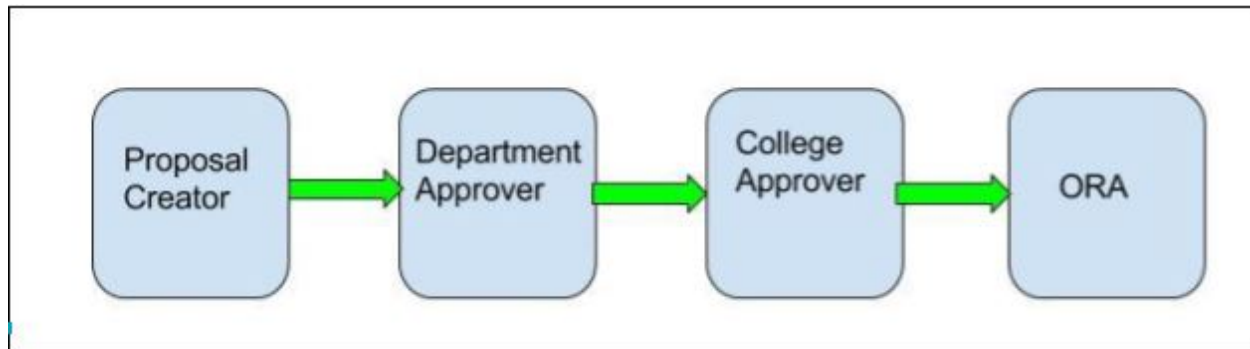
To grant access to the Proposal Development record, this must be done while the proposal is still editable, so prior to routing.

- Open the proposal and go to the Access section.
- Enter search variables to find the person and click on Continue. Be sure to type in 01 in the Campus Code.
- Check the appropriate access level and Add Permission
 - Aggregator Document Level: Full edit permissions, including budget rates, plus submit to review permission
 - Aggregator Only Document Level: A more limited form of Aggregator. Aggregator Only can modify all proposal, budget, and attachment data. Can also submit a proposal document for review. Cannot recall, change rates, or change S2S linkages after a proposal is submitted for review
 - Viewer Document Level: Permission to view all sections of a proposal (cannot create new or edit existing proposal details)
 - Budget Creator Document Level: Permission to create and edit budget versions, plus view proposal data
 - Narrative Writer Document Level: Permission to add/replace/delete attachments, plus view proposal data
- Once the user has been granted access to the proposal, they will be able to search for the proposal in Proposal Development and will retain access until a Proposal Creator or Aggregator removes his/her access. You can send this person an email with the proposal number or with a permanent link to the proposal.
- To get the link to the proposal, click on the link icon in the top toolbar and copy the URL into an email.

How does adding an ad hoc approver/acknowledge/FYI during routing work?

Ad Hoc Routing and Approving

Proposal Development routing follows the default routing for all proposals. All proposals must be approved by the Lead Department, the Lead College, and ORA. Each Department and College has a list of approvers programmed into Kuali Research. Changes to the list may be requested via email to kr-help@umd.edu



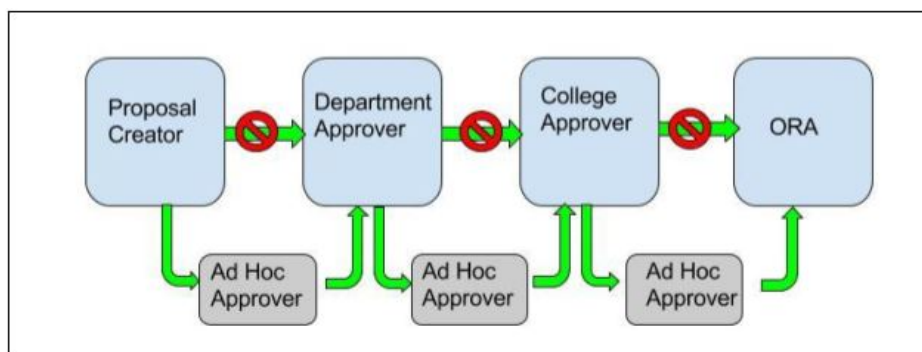
Adding in Ad Hoc recipients to this approval chain may be done from the Summary/Submit tab in Proposal Development. However, caution is recommended, especially if the recipient is not aware that he/she has been added to the process.

Type of Notification	Is the recipient required to take action to move proposal to next stop?	KR Default email notification setting to send a message?	Does Ad Hoc routing grant user view rights to proposal?
Approve	YES	YES	Yes, via Action List or link in email. A search in Proposal Development will not return the proposal unless user has been added via Access Panel prior to routing.
Acknowledge	NO	NO	
FYI	NO	NO	

Individual users may update their email notifications preferences in KR at any time. There is not a method for KR system administrators to investigate the preferences of an individual user.

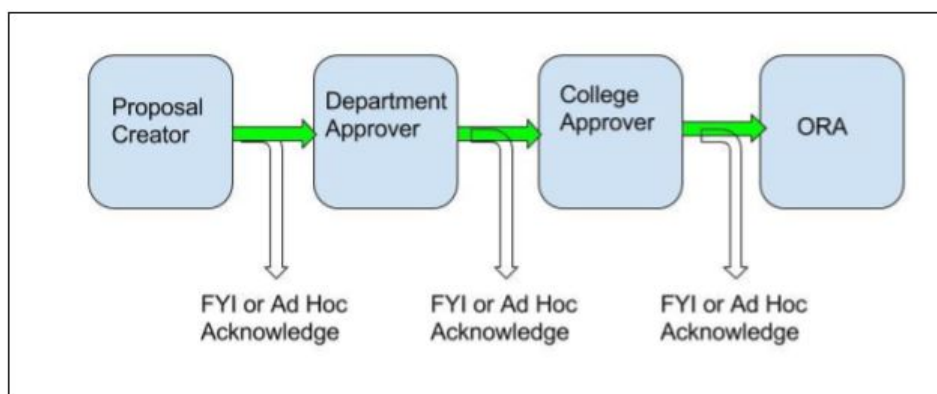
Be aware that an individual user may have filters set up in their email and these action list emails may be filtered into folders, spam, or trash. If you need to communicate something about your proposal, you should keep this in mind.

The ad hoc recipient will be inserted into the routing map wherever they have been added. Where the proposal is in the routing process when the ad hoc recipient is added will interrupt the original routing if the ad hoc recipient is added as an approver.



Adding in an Ad Hoc Approver will send the notification to the recipient's Action List in KR, and email if preferences are enabled, and routing will not continue until the Ad Hoc Approver user approves the proposal. In the above diagram, an ad hoc approver was sent by the Proposal Creator, once approved, the proposal was sent to Department Approvers who added an Ad Hoc Approver. Once this Ad Hoc Approver approved, the proposal was sent to the College Approvers who added in an Ad Hoc Approver. Once this Ad Hoc Approver approved, the proposal was sent to ORA.

Ad Hoc Acknowledge or FYI



Adding in an Ad Hoc Recipient with FYI or Acknowledge will send the notification to the recipient's Action List in KR, and email if preferences are enabled, and routing will continue as normal. In the above diagram, an ad hoc notification was sent by the Proposal Creator, Department Approver, and College Approver. In this example, routing continues through normal channels and the proposal will reach ORA earlier for submission of the proposal because they are not waiting on additional approvals.

How do I get rid of old, abandoned, or unwanted proposals in my dashboard cards?

If you are certain there are no intentions to submit the proposals and are authorized to do so, you may cancel each proposal to inactivate them and hide them from view.

We recommend that you first prefix the title with a “Do Not Use” in the title, so it’s clear that you have abandoned it in the event you come across it in the future. The “Cancel” button is located on the Summary/Submit page of the proposal and can only be performed on proposals that are not routed for approval or already submitted.

NOTE: Cancelling WILL inactivate your proposal, and you will no longer be able to edit it. If you cancel a proposal by accident, you can always copy the proposal to retrieve and edit it again.

What columns do you recommend when using the “Search Records” page to retrieve a proposal development records?

On the search results page the Show/Hide Columns tool is used to add and remove columns and re-order their layout. Below are some recommendations, but feel free to experiment to find what works best for you. Also, remember you can still use the traditional proposal development search page accessible from the Commons Tasks page if that is your preference.

Suggested Columns	Type/Module
<ul style="list-style-type: none">☑ Document Number☑ Document Type☑ Lead Unit Number☑ Principal Investigator☑ Sponsor Name☑ Title	All Defaults (all cross-module)
<ul style="list-style-type: none">☑ Start Date☑ End Date☑ Status☑ Route Status	More Cross-Module
<ul style="list-style-type: none">☑ Development Proposal Number☑ Deadline Date	Proposal Development

Appendix I - Questionnaire and Validation Requirements

Funded Agreement Questionnaire

Question	Prop Dev Compliance Requirement	Additional Requirement(s)
Is this a pre-proposal submission?		
Is this a MPowering the State (MTS) proposal?		Add MTS Unit (1420301) to Personnel
Is part of this project to be subcontracted to another organization, as defined by the distinguishing factors between a subcontractor vs. vendor vs. consultant document? Available here: ORA Subawards		Add Other Organization
[If Yes] Enter name of subcontractor.		
Is any of the UM portion of this project to take place off-campus for a minimum of three consecutive months?		Add Performance Site; ORA Reviews F&A On/Off Rate
[If Yes] Enter the off-campus location including address, city, state, zip+4.		
Does this project require work at a UM Research Farm?	Lab/Safety	ESSR Review
Does this project require Field Work? Field work includes all off-campus/off-site research activities in settings not associated with a subawardee institution nor with a UM Research Farm and regardless of length of time of field work. It includes data/information/samples being collected in any urban or remote setting, including vessels and aircraft.	Lab/Safety	Add Performance Site; ESSR Review If NSF is sponsor or Prime, must include attachment type UM-NSF Safety & Inclusion Plan
Are there additional resources (space, operating or equipment funds, utility service) required to conduct this project over and above those already budgeted for or approved by your department?		
[If Yes] List these additional resources required to conduct the project (space, operating or equipment funds, utility service, etc).		
Will this project involve the construction or renovation of a Biosafety Level-2 (BSL-2) or BSL-3 laboratory?	Lab/Safety	ESSR Review

Will this project require the significant alteration chemical fume hood, laboratory local exhaust system, electrical, plumbing, or building structure?	Lab/Safety	ESSR Review
--	------------	-------------

Funded Agreement Questionnaire Cont'd

Question	Prop Dev Compliance Requirement	Additional Requirement(s)
Does the proposal include a tuition or fee waiver on academic year, winter term, or summer programs? If yes, documentation of approval from the Office of Provost, Dean for Undergraduate Studies, or Office of Summer & Winter Terms must be provided with the proposal.		
Does this proposal include administrative support costs such as administrative/clerical salary and/or office supplies/communication costs? If yes, proposal budget must include explicit justification of these costs in accordance with UMCP Policy VIII-10.40(A).		Select Admin Cost Included Reason on Supp Info Tab
[If Yes] Select the reason for including administrative support costs.		
[If Yes] Does this project offer courses for credit?		
[If Yes] Have the courses for credit been approved by Academic Affairs?		
[If Yes] List the courses for credit.		
Is there a real or potential conflict of interest in connection with this work or this sponsor (including consulting) involving a University of Maryland employee, as defined by the University of Maryland Policies and Procedures II-3.10(A) or II-3.10(B)? If yes, a disclosure form must be completed and submitted in accordance with these procedures.	Conflict of Interest	Conflict of Interest
Does this proposal need a Blanket IP Waiver?	Open Access Blanket UM IP Waiver	
Are any export controls, physical or IT security requirements, restrictions on publications, or use of foreign nationals indicated in the solicitation or in discussions with the sponsor?	Export Control	Export Review
Are there technologies involved in this project which are likely to have a military application or other applications which could be considered to have national security implications?	Export Control	Export Review
Will this project involve the shipment of materials outside of the US?	Export Control	Export Review
[If Yes] List the materials and destinations.		
Will this project require collaboration with any foreign entity?	Export Control	Export Review

[If Yes] List any foreign entity or individual with whom UMD will collaborate in relation to this project.		
--	--	--

Funded Agreement Questionnaire Cont'd

Question	Prop Dev Compliance Requirement	Additional Requirement(s)
Will this project involve any information which may not be released to the public without sponsor approval? This may include, but is not limited to, sensitive research results, data sets, proprietary information, trade secrets, publications, and export-controlled information.	Export Control	Export Review
[If Yes] Will such information be subject to a nondisclosure agreement or any other agreement authorizing a sponsor or other party to withhold from publication information provided to UM?	Export Control	Export Review
Will this project include using human subjects?	Human Subjects	IRB Review
[If Yes] Has an IRB application been submitted to the IRB office for this project?		
[If Yes] Provide the title used in the IRB application.		
[If Yes] Enter the IRB protocol approval number. If not yet approved, please enter "pending."		
Will this project include using vertebrate animals?	Animal Subjects	IACUC Review
[If Yes] Has an IACUC application been submitted to the IACUC office?		
[If Yes] Provide the title used in the IACUC application.		
[If Yes] Enter the IACUC approval number. If not yet approved, enter "pending."		
Will radioactive materials (H-3, C-14, P-32, etc.) be used in this project?	Radioactive Materials - IONIZING	ESSR Review
Will devices which produce ionizing radiation (x-ray units, electron microscopes, particle accelerators, etc.) be used in this project?	Radioactive Materials - IONIZING	ESSR Review
Will a source of non-ionizing radiation (lasers, infra-red devices, ultraviolet devices, radio frequency devices, other electromagnetic devices, and/or microwave devices) be used in this project?	Radioactive Materials - NON-IONIZING	ESSR Review
[If Yes] Select any sources of non-ionizing radiation to be used in this project. nonionizing_radiation_type		

Funded Agreement Questionnaire Cont'd

Question	Prop Dev Compliance Requirement	Additional Requirement(s)
Will this project require the use of chemicals? If this project includes the use of chemicals, a Chemical Hygiene Plan and training is required.	Chemicals or Highly Toxic Gases	ESSR Review
Will this project use biological materials? recombinant or synthetic nucleic acids; human pathogens; biological toxins; human blood; unfixed human tissue; human cell culture; unfixed tissue from non-human primates.	Biological Materials	ESSR Review
Will this project require the use of one or more of the following select toxins: e.g. Abrin; Botulinum neurotoxins; Short, paralytic alpha conotoxins; Diacetoxyscirpenol (DAS); Ricin; Saxitoxin; Staphylococcal enterotoxins (Subtypes A, B, C, D, and E); T-2 toxin; Tetrodotoxin?	Select Agent Toxins	ESSR Review
[If Yes] Will this project require the use of toxic or pyrophoric gases? Toxic gases have NFPA health hazard ratings of 3 or 4, or a rating of 2, if the gas lacks physiological warning properties. A pyrophoric gas is defined as having an autoignition temperature in air at or below 130°F (54.4°C)	Highly Toxic Gases	ESSR Review
[If Yes] Will this project require the application of registered pesticides by UMD personnel?	Chemicals	ESSR Review
[If Yes] Will this project require the use of controlled substances?	Chemicals	ESSR Review
[If Yes] Will this project require the use of explosive materials (as defined by the US Department of Alcohol, Tobacco & Firearms)?	Chemicals	ESSR Review
Will this project require the shipment or transfer of chemical, biological, or radioactive materials off-campus?	Chemicals	ESSR Review
Will this project require the use of a respirator by research personnel due to an airborne hazard not managed by engineering controls (e.g., use of chemical fume hood)?	Lab/Safety	ESSR Review
Will this project require SCUBA diving?	Scientific Diving	ESSR Review
Will this project require the use of boats?	Boats Used in Research	ESSR Review
[If Yes] Will a motorized boat be operated by UMD personnel/affiliate in relation to this project?	Boats Used in Research	ESSR Review

Non-Funded Agreement Questionnaire

Question	Prop Dev Compliance Requirement	Additional Requirement(s)
What will be the route of the information disclosure for this agreement? (N/A, One Way, Two Way)		
One Way: Indicate the receiving party of the one-way information disclosure.		
Is a third party involved in this agreement?		
[If Yes] Provide the name of the third party.		
[If Yes] Provide the phone number of third party.		
[If Yes] Provide the email of the third party.		
[If Yes] Provide the complete address of the third party.		
[If Yes] Provide the third party's website.		
Does this proposal need a Blanket IP Waiver?	Open Access Blanket UM IP Waiver	
Is there a real or potential conflict of interest in connection with this work or this sponsor (including consulting) involving a University of Maryland employee, as defined by the University of Maryland Policies and Procedures II-3.10(A) or II-3.10(B)? If yes, a disclosure form must be completed and submitted in accordance with these procedures.	Conflict of Interest	Conflict of Interest
Are any export controls, physical or IT security requirements, restrictions on publications, or use of foreign nationals indicated in the solicitation or in discussions with the sponsor?	Export Control	Export Review
Are there technologies involved in this project which are likely to have a military application or other applications which could be considered to have national security implications?	Export Control	Export Review
Will this project involve the shipment of materials outside of the US?	Export Control	Export Review
[If Yes] List the materials and destinations.		
Will this project require collaboration with any foreign entity?	Export Control	Export Review
[If Yes] List any foreign entity or individual with whom UMD will collaborate in relation to this project.		
Will this project involve any information which may not be released to the public without sponsor approval? This may include, but is not limited to, sensitive research results, data sets, proprietary information, trade secrets, publications, and export-controlled information.	Export Control	Export Review

Non-Funded Agreement Questionnaire Cont'd

Question	Prop Dev Compliance Requirement	Additional Requirement(s)
[If Yes] Will such information be subject to a nondisclosure agreement or any other agreement authorizing a sponsor or other party to withhold from publication information provided to UM?	Export Control	Export Review
Will this project include using human subjects?	Human Subjects	IRB Review
[If Yes] Has an IRB application been submitted to the IRB office for this project?		
[If Yes] Provide the title used in the IRB application.		
[If Yes] Enter the IRB protocol approval number. If not yet approved, please enter "pending."		
Will this project include using vertebrate animals?	Animal Subjects	IACUC Review
[If Yes] Has an IACUC application been submitted to the IACUC office?		
[If Yes] Provide the title used in the IACUC application.		
[If Yes] Enter the IACUC approval number. If not yet approved, enter "pending."		

NOTE: Please add UM - Scope of Work for Nonmonetary Agreements on the Attachment Section > Internal tab with the appropriate file attached.

Data Use Agreement Questionnaire

Question	Prop Dev Compliance Requirement	Additional Requirement(s)
What is the pathway of data transfer? (m/c incoming, outgoing, both)		
Outgoing: UM Ventures negotiates OUTGOING data use agreements and they are not routed in KR. Please confirm that you will update the title of this PD record with DO NOT SUBMIT and contact UM Ventures. Otherwise, revise your response to Incoming or Both and continue.		Abandon the Proposal
Incoming & Both: Who will use the data? (UM Investigator; UM Graduate Student; UM Undergraduate Student)		
Both: List the third parties (non-UMD entities or individuals) with whom you will collaborate or share data,		
Both: Are any of these third parties or individuals non-US?		
Will the material(s)/data be used in conjunction with other materials received from a third party?		
[If Yes] List other material(s)/data and their providers.		
How long will the investigators use the material(s)/data e.g., 2 years? Note, this must not be greater than the period of performance.		
Will sponsored account funds pay for the obtaining/collection of these material(s)/data?		
[If Yes] Provide KFS sponsored account number or KR inst proposal.		
Are there physical storage requirements for these data?		
[If Yes] Describe where these data will be physically stored. Ex. laptop, tiCRYPT, departmental servers, etc.		
[If Yes] Are there costs associated with this storage?		
[If Yes] Provide KFS sponsored account number or KR inst proposal.		
Does this agreement, or data set, include Controlled Unclassified Information (CUI) ?	Export Control	Export Review
Does this agreement, or data set, include Classified data?	Export Control	Export Review
Does this agreement, or data set, include Criminal Justice data?		
Does this agreement, or data set, include Export/ITAR controlled data?	Export Control	Export Review

Data Use Agreement Questionnaire Cont'd

Question	Prop Dev Compliance Requirement	Additional Requirement(s)
Does this agreement, or data set, include Human Subject Related data?	Human Subjects	IRB Review
Does this agreement, or data set, include Public Health Information (PHI)?	Human Subjects	IRB Review
Does this agreement, or data set, include De-identified, including non-PHI data?	Human Subjects	IRB Review
Does this agreement, or data set, include Encrypted data?	Export Control	Export Review
Does this agreement, or data set, include a Limited data set?		
Is this agreement, or data set, subject to Family Educational Rights and Privacy Act (FERPA)?		
Is this agreement, or data set, subject to General Data Protection Regulations (GDPR)?	GDPR Data	
[If Yes] What is the purpose of receiving these data?		
[If Yes] What type of data will be received?		
[If Yes] List the names and titles of all individuals who will have access to these data.		
[If Yes] Will the data include European resident's data?		
[If Yes] Will the data be used and stored on UMD campus?		
[If Yes] What system will be used to protect data on campus?		
Is there a real or potential conflict of interest in connection with this work or this sponsor (including consulting) involving a University of Maryland employee, as defined by the University of Maryland Policies and Procedures II-3.10(A) or II-3.10(B)? If yes, a disclosure form must be completed and submitted in accordance with these procedures.	Conflict of Interest	Conflict of Interest
Does this proposal need a Blanket IP Waiver?	Open Access Blanket UM IP Waiver	
Are any export controls, physical or IT security requirements, restrictions on publications, or use of foreign nationals indicated in the solicitation or in discussions with the sponsor?	Export Control	Export Review
Are there technologies involved in this project which are likely to have a military application or other applications which could be considered to have national security implications?	Export Control	Export Review

Data Use Agreement Questionnaire Cont'd

Question	Prop Dev Compliance Requirement	Additional Requirement(s)
Will this project involve the shipment of materials outside of the US?	Export Control	Export Review
[If Yes] List the materials and destinations.		
Will this project require collaboration with any foreign entity?	Export Control	Export Review
[If Yes] List any foreign entity or individual with whom UMD will collaborate in relation to this project.		
Will this project involve any information which may not be released to the public without sponsor approval? This may include, but is not limited to, sensitive research results, data sets, proprietary information, trade secrets, publications, and export-controlled information.	Export Control	Export Review
[If Yes] Will such information be subject to a nondisclosure agreement or any other agreement authorizing a sponsor or other party to withhold from publication information provided to UM?	Export Control	Export Review
Will this project include using human subjects?	Human Subjects	IRB Review
[If Yes] Has an IRB application been submitted to the IRB office for this project?		
[If Yes] Provide the title used in the IRB application.		
[If Yes] Enter the IRB protocol approval number. If not yet approved, please enter "pending."		

NOTE: Please add UM - Scope of Work for Nonmonetary Agreements on the Attachment Section > Internal tab with the appropriate file attached.

Material Transfer Agreement Questionnaire

Question	Prop Dev Compliance Requirement	Additional Requirement(s)
What is the material?		
Will sponsored account funds pay for the obtaining/collection of these material(s)/data?		
[If Yes] Provide KFS sponsored account number or KR inst proposal.		
[If Yes] How long will the investigators use the material(s)/data e.g., 2 years? Note, this must not be greater than the period of performance.		
Will the material(s)/data be used in conjunction with other materials received from a third party?		
[If Yes] List other material(s)/data and their providers.		
Are the material(s)/data relevant to any previous, pending, or future disclosures of intellectual property to UM-Ventures?		
[If Yes] List all material(s)/data which are relevant to the UM-Ventures.		
Do the investigators intend to commercialize the results of research stemming from the use of the materials, or any modified derivatives of the material?		
Has any confidentiality or nondisclosure agreement from the provider been signed in connection with the material(s)?		
[If Yes] Provide NDA proposal or account details including KR number and title.		
Does the investigator possess the materials at the time of proposal submission?		
Is the material available through any other source such as a Research Reagent Bank or Depository (e.g. ATCC or Hybridoma Bank)?		
Will the material be provided for the purpose of product testing and evaluation (e.g. testing an expression system) for the organization?		
Are the materials a tool, kit, or instrument that will be used in the conduct of research?		
Is the material a reagent?		
Will progeny, unmodified derivatives, or descendant copies be made from the material(s)?		
Will the material(s) be modified or used to produce modified derivatives?		
Will the material(s) be used in another manner?		
[If Yes] Explain how the material(s) will be used in another manner.		

Material Transfer Agreement Questionnaire Cont'd

Question	Prop Dev Compliance Requirement	Additional Requirement(s)
Is there a real or potential conflict of interest in connection with this work or this sponsor (including consulting) involving a University of Maryland employee, as defined by the University of Maryland Policies and Procedures II-3.10(A) or II-3.10(B)? If yes, a disclosure form must be completed and submitted in accordance with these procedures.	Conflict of Interest	Conflict of Interest
Does this proposal need a Blanket IP Waiver?	Open Access Blanket UM IP Waiver	
Are any export controls, physical or IT security requirements, restrictions on publications, or use of foreign nationals indicated in the solicitation or in discussions with the sponsor?	Export Control	Export Review
Are there technologies involved in this project which are likely to have a military application or other applications which could be considered to have national security implications?	Export Control	Export Review
Will this project involve the shipment of materials outside of the US?	Export Control	Export Review
[If Yes] List the materials and destinations.		
Will this project require collaboration with any foreign entity?	Export Control	Export Review
[If Yes] List any foreign entity or individual with whom UMD will collaborate in relation to this project.		
Will this project involve any information which may not be released to the public without sponsor approval? This may include, but is not limited to, sensitive research results, data sets, proprietary information, trade secrets, publications, and export-controlled information.	Export Control	Export Review
[If Yes] Will such information be subject to a nondisclosure agreement or any other agreement authorizing a sponsor or other party to withhold from publication information provided to UM?	Export Control	Export Review
Will this project include using human subjects?	Human Subjects	IRB Review
[If Yes] Has an IRB application been submitted to the IRB office for this project?		
[If Yes] Provide the title used in the IRB application.		
[If Yes] Enter the IRB protocol approval number. If not yet approved, please enter "pending."		
Will this project include using vertebrate animals?	Animal Subjects	IACUC Review
[If Yes] Has an IACUC application been submitted to the IACUC office?		
[If Yes] Provide the title used in the IACUC application.		
[If Yes] Enter the IACUC approval number. If not yet approved, enter "pending."		
Will radioactive materials (H-3, C-14, P-32, etc.) be used in this project?		

Material Transfer Agreement Questionnaire Cont'd

Question	Prop Dev Compliance Requirement	Additional Requirement(s)
Will devices which produce ionizing radiation (x-ray units, electron microscopes, particle accelerators, etc.) be used in this project?	Radioactive Materials - IONIZING	ESSR Review
Will a source of non-ionizing radiation (lasers, infra-red devices, ultraviolet devices, radio frequency devices, other electromagnetic devices, and/or microwave devices) be used in this project?	Radioactive Materials - IONIZING	ESSR Review
[If Yes] Select any sources of non-ionizing radiation to be used in this project. nonionizing_radiation_type	Radioactive Materials - NON-IONIZING	ESSR Review
Will this project use biological materials? recombinant or synthetic nucleic acids; human pathogens; biological toxins; human blood; unfixed human tissue; human cell culture; unfixed tissue from non-human primates.	Biological Materials	ESSR Review
Will this project require the use of one or more of the following select toxins: e.g. Abrin; Botulinum neurotoxins; Short, paralytic alpha conotoxins; Diacetoxyscirpenol (DAS); Ricin; Saxitoxin; Staphylococcal enterotoxins (Subtypes A, B, C, D, and E); T-2 toxin; Tetrodotoxin?	Select Agent Toxins	ESSR Review
Will this project require the use of chemicals? If this project includes the use of chemicals, a Chemical Hygiene Plan and training is required.	Chemicals OR Gases	ESSR Review
[If Yes] Will this project require the use of toxic or pyrophoric gases? Toxic gases have NFPA health hazard ratings of 3 or 4, or a rating of 2, if the gas lacks physiological warning properties. A pyrophoric gas is defined as having an autoignition temperature in air at or below 130°F (54.4°C)	Highly Toxic Gases	ESSR Review
[If Yes] Will this project require the application of registered pesticides by UMD personnel?	Chemical	ESSR Review
[If Yes] Will this project require the use of controlled substances?	Chemical	ESSR Review
[If Yes] Will this project require the use of explosive materials (as defined by the US Department of Alcohol, Tobacco & Firearms)?	Chemical	ESSR Review
Will this project require the shipment or transfer of chemical, biological, or radioactive materials off-campus?	Chemical	ESSR Review
Will this project require the use of a respirator by research personnel due to an airborne hazard not managed by engineering controls (e.g., use of chemical fume hood)?	Lab/Safety	ESSR Review

NOTE: Please add UM - Scope of Work for Nonmonetary Agreements on the Attachment Section > Internal tab with the appropriate file attached.

Appendix II - Cost Element Code Listing

Object Code	Category Type	Category	Object Code Name	Sub code in KFS	Category on Ggov Form: based on KR Budget Category	F&A Applied		Fringe Benefit Type3
Senior/Key Personnel								
A1011	Personnel	N/A	A1011 - A Faculty Salary - Tenured, Academic Faculty Rate	1011	A: Senior/Key Person	MTDC	TDC	FACULTY
A1012	Personnel	N/A	A1012 - A Faculty Salary - Tenured, 12 mos Faculty Rate	1012	A: Senior/Key Person	MTDC	TDC	FACULTY
A1015	Personnel	N/A	A1015 - A Non-Faculty Salary - Non-Tenured, Academic Faculty Rate	1015	A: Senior/Key Person	MTDC	TDC	FACULTY
A1016	Personnel	N/A	A1016 - A Faculty Salary - Non-Tenured, 12 mos Faculty Rate	1016	A: Senior/Key Person	MTDC	TDC	FACULTY
A2071	Personnel	N/A	A2071 - A Faculty Salary - Overload Legislated Rate	2071	A: Senior/Key Person	MTDC	TDC	LEGISLATED
A20809F	Personnel	N/A	A20809F - A Faculty Salary - Summer Legislated Rate	2080	A: Senior/Key Person	MTDC	TDC	LEGISLATED

Object Code	Category Type	Category	Object Code Name	Sub code in KFS	Category on Ggov Form: based on KR Budget Category	F&A Applied		Fringe Benefit Type
Personnel - Staff/Students								
B1013	Personnel	N/A	B1013 - B Exempt - Staff Staff Rate	1013	B5: Other Personnel - Other	MTDC	TDC	STAFF
B1014	Personnel	N/A	B1014 - B Non-exempt - Staff Staff Rate	1014	B5: Other Personnel - Other	MTDC	TDC	STAFF
B1018	Personnel	N/A	B1018 - B Faculty Salary - Non-tenured, Lecturer Faculty Rate	1018	B6: Other Personnel - Other Professionals	MTDC	TDC	FACULTY
B1020	Personnel	N/A	B1020 - B Graduate - Graduate Assistant Limited Rate	1020	B2: Other Personnel - Graduate Students	MTDC	TDC	LIMITED
B2068	Personnel	N/A	B2068 - B Faculty Salary - Hourly Limited Rate	2068	B6: Other Personnel - Other Professionals	MTDC	TDC	LIMITED
B2069	Personnel	N/A	B2069 - B Faculty Salary - Contractual Limited Rate	2069	B6: Other Personnel - Other Professionals	MTDC	TDC	LIMITED
B2072	Personnel	N/A	B2072 - B Exempt - Contingent I Limited Rate	2023	B5: Other Personnel - Other	MTDC	TDC	LIMITED
B2073	Personnel	N/A	B2073 - B Non-exempt - Contingent I Limited Rate	2073	B5: Other Personnel - Other	MTDC	TDC	LIMITED
B2075	Personnel	N/A	B2075 - B Undergraduate - Student Wages Legislated Rate	2075	B3: Other Personnel - Undergraduate Student	MTDC	TDC	LEGISLATED
B20809P	Personnel	N/A	B20809P- B Post Doctoral - Summer Legislated Rate	2080	B1: Other Personnel - Post Doctoral Student	MTDC	TDC	LEGISLATED

B2081	Personnel	N/A	B2081 - B Graduate - Graduate Assistant Summer Legislated Rate	2081	B2: Other Personnel - Graduate Students	MTDC	TDC	LEGISLATED
B2090	Personnel	N/A	B2090 - B Contingent II Limited Rate	2090	B5: Other Personnel - Other	MTDC	TDC	LIMITED

Object Code	Category Type	Category	Object Code Name	Sub code in KFS	Category on Ggov Form: based on KR Budget Category	F&A Applied		Fringe Benefit Type
Equipment								
C40080	Equipment	Equipment	C40080 - C Capital Equipment (federal) - COVID	4008	C: Equipment	Excluded	TDC	N/A
C40090	Equipment	Equipment	C40090 - C Capital Equipment (UMD) - COVID	4009	C: Equipment	Excluded	TDC	N/A
C40102	Equipment	Equipment	C40102 - C Agriculture and Ground Equipment	4010	C: Equipment	Excluded	TDC	N/A
C40202	Equipment	Equipment	C40202 - C Art Objects & Collectibles	4020	C: Equipment	Excluded	TDC	N/A
C40302	Equipment	Equipment	C40302 - C Audio Visual & Photography Equipment	4030	C: Equipment	Excluded	TDC	N/A
C40502	Equipment	Equipment	C40502 - C Communication Equipment	4050	C: Equipment	Excluded	TDC	N/A
C40602	Equipment	Equipment	C40602 - C Computers, Administrative, \$5000 or more	4060	C: Equipment	Excluded	TDC	N/A
C40612	Equipment	Equipment	C40612 - C Computers, Academic/Research, \$5000 or more	4061	C: Equipment	Excluded	TDC	N/A
C40622	Equipment	Equipment	C40622 - C Software, Administrative, \$5000 or more	4062	C: Equipment	Excluded	TDC	N/A
C40632	Equipment	Equipment	C40632 - C Software, Academic/Research, \$5000 or more	4063	C: Equipment	Excluded	TDC	N/A
C40642	Equipment	Equipment	C40642 - C Other Data Processing Equipment, Administrative	4064	C: Equipment	Excluded	TDC	N/A
C40652	Equipment	Equipment	C40652 - C Other Data Processing Equipment, Academic/Research	4065	C: Equipment	Excluded	TDC	N/A
C40702	Equipment	Equipment	C40702 - C Furniture	4070	C: Equipment	Excluded	TDC	N/A
C40902	Equipment	Equipment	C40902 - C Laboratory Equipment	4090	C: Equipment	Excluded	TDC	N/A
C41102	Equipment	Equipment	C41102 - C Marine Equipment	4110	C: Equipment	Excluded	TDC	N/A
C41202	Equipment	Equipment	C41202 - C Musical Instruments & Equipment	4120	C: Equipment	Excluded	TDC	N/A
C41302	Equipment	Equipment	C41302 - C Office Equipment (including Copy Machines)	4130	C: Equipment	Excluded	TDC	N/A
C41602	Equipment	Equipment	C41602 - C Shop Machinery & Tools	4160	C: Equipment	Excluded	TDC	N/A
C41702	Equipment	Equipment	C41702 - C Vehicles	4170	C: Equipment	Excluded	TDC	N/A
C41992	Equipment	Equipment	C41992 - C Livestock	4199	C: Equipment	Excluded	TDC	N/A
C43482	Equipment	Equipment	C43482 - C Components for Constructed Equipment	4348	C: Equipment	Excluded	TDC	N/A
Travel								
D33112	Travel	Travel - Domestic	D33112 - D In-State Travel	3311	D1: Domestic Travel	MTDC	TDC	N/A

D33212	Travel	Travel - Domestic	D33212 - D Out-of State Travel	3321	D1: Domestic Travel	MTDC	TDC	N/A
Object Code	Category Type	Category	Object Code Name	Sub code in KFS	Category on Ggov Form: based on KR Budget Category	F&A Applied		Fringe Benefit Type
Travel								
D33050	Travel	Travel - Domestic	D33050 - D Travel - COVID	3305	D1: Domestic Travel	MTDC	TDC	N/A
D33602	Travel	Travel - Foreign	D33602 - D Foreign Travel	3360	D2: Foreign Travel	MTDC	TDC	N/A
Participant/Trainee Support Costs								
E20732F	Participant Support	N/A	E20732F - E Other - Trainee, F&A	2073	E5: Participant/Trainee Support Costs - Other	MTDC	TDC	N/A
E20732N	Participant Support	N/A	E20732N - E Other - NSF Trainee, no F&A	2073	E5: Participant/Trainee Support Costs - Other	Excluded	TDC	N/A
E20752F	Participant Support	N/A	E20752F - E Stipends - Trainee, F&A	2075	E2: Participant/Trainee Support Costs - Stipends	MTDC	TDC	N/A
E20752N	Participant Support	N/A	E20752N - E Stipends - NSF Trainee, no F&A	2075	E2: Participant/Trainee Support Costs - Stipends	Excluded	TDC	N/A
E20752SF	Participant Support	N/A	E20752SF - E Stipends - NSF REU, F&A	2075	E2: Participant/Trainee Support Costs - Stipends	MTDC	TDC	N/A
E27102F	Participant Support	N/A	E27102F - E Health Insurance - Trainee, F&A	2710	E1: Participant/Trainee Support Costs - Tuition/Fees/Health Insurance	MTDC	TDC	N/A
E27102N	Participant Support	N/A	E27102N - E Health Insurance - NSF Trainee, no F&A	2710	E1: Participant/Trainee Support Costs - Tuition/Fees/Health Insurance	Excluded	TDC	N/A
E27752FF	Participant Support	N/A	E27752FF - E Fees - Trainee, F&A	2775	E1: Participant/Trainee Support Costs - Tuition/Fees/Health Insurance	MTDC	TDC	N/A
E27752FN	Participant Support	N/A	E27752FN - E Fees - Trainee, no F&A	2775	E1: Participant/Trainee Support Costs - Tuition/Fees/Health Insurance	Excluded	TDC	N/A
E27752TF	Participant Support	N/A	E27752TF - E Tuition - Trainee, F&A	2775	E1: Participant/Trainee Support Costs - Tuition/Fees/Health Insurance	MTDC	TDC	N/A
E27752TN	Participant Support	N/A	E27752TN - E Tuition - Trainee, no F&A	2775	E1: Participant/Trainee Support Costs - Tuition/Fees/Health Insurance	Excluded	TDC	N/A
E33112F	Participant Support	N/A	E33112F - E Subsistence - Trainee, F&A	3311	E4: Participant/Trainee Support Costs - Subsistence	MTDC	TDC	N/A

E33112N	Participant Support	N/A	E33112N - E Subsistence - NSF Trainee, no F&A	3311	E4: Participant/Trainee Support Costs - Subsistence	Excluded	TDC	N/A
Object Code	Category Type	Category	Object Code Name	Subcode in KFS	Category on Ggov Form: based on KR Budget Category	F&A Applied		Fringe Benefit Type
Participant/Trainee Support Costs								
E33212F	Participant Support	N/A	E33212F - E Travel - Trainee, F&A	3321	E3: Participant/Trainee Support Costs - Travel	MTDC	TDC	N/A
E33212N	Participant Support	N/A	E33212N - E Travel - NSF Trainee, no F&A	3321	E3: Participant/Trainee Support Costs - Travel	Excluded	TDC	N/A

Other Direct Costs								
F27752	Other Direct	Other Operating Expenses	F27752 - F Tuition Waiver Grad Asst	2775	F8: Other Direct Costs - Other	Excluded	TDC	N/A
F27762	Other Direct	Other Operating Expenses	F27762 - F Tuition Waiver Employee	2776	F8: Other Direct Costs - Other	Excluded	TDC	N/A
F31102	Other Direct	Professional Services/Consultant	F31102 - F Honorariums	3110	F3: Other Direct Costs - Consultant Services	MTDC	TDC	N/A
F31202	Other Direct	Professional Services/Consultant	F31202 - F Outside Consultants	3120	F3: Other Direct Costs - Consultant Services	MTDC	TDC	N/A
F31302	Other Direct	Other Operating Expenses	F31302 - F Research Study Grants, including cash	3130	F8: Other Direct Costs - Other	MTDC	TDC	N/A
F31355	Other Direct	Other Operating Expenses	F31355 - F Research Study Participant Payments Non-monetary	3135	F1: Other Direct Costs - Materials and Supplies	MTDC	TDC	N/A
F31368	Other Direct	Other Operating Expenses	F31368 - F IMPREST - Research Study Payments	3136	F1: Other Direct Costs - Materials and Supplies	MTDC	TDC	N/A
F31402	Other Direct	Other Operating Expenses	F31402 - F Prizes and Awards	3140	F8: Other Direct Costs - Other	MTDC	TDC	N/A
F31050	Other Direct	Other Operating Expenses	F31050 - F Operations & Maintenance - COVID	3105	F8: Other Direct Costs - Other	MTDC	TDC	N/A
F32102	Other Direct	Postage	F32102 - F Postage and Mail	3210	F1: Other Direct Costs - Materials and Supplies	MTDC	TDC	N/A
F35050	Other Direct	Other Operating Expenses	F35050 - F Operations & Maintenance - COVID	3505	F1: Other Direct Costs - Materials and Supplies	MTDC	TDC	N/A
F32050	Other Direct	Telephone, Fax	F32050 - F Communication - COVID	3205	F8: Other Direct Costs - Other	MTDC	TDC	N/A
F32202	Other Direct	Telephone, Fax	F32202 - F Telephone Expense	3220	F8: Other Direct Costs - Other	MTDC	TDC	N/A
F32302	Other Direct	Telephone, Fax	F32302 - F Communication-Connect Network	3230	F8: Other Direct Costs - Other	MTDC	TDC	N/A

F32402	Other Direct	Telephone, Fax	F32402 - F Communicaton Equipment LESS THAN \$5,000	3240	F8: Other Direct Costs - Other	MTDC	TDC	N/A
Object Code	Category Type	Category	Object Code Name	Sub code in KFS	Category on Ggov Form: based on KR Budget Category	F&A Applied		Fringe Benefit Type
Other Direct Costs								
F32502	Other Direct	Telephone, Fax	F32502 - F Communication Equipment - Rental	3250	F8: Other Direct Costs - Other	MTDC	TDC	N/A
F32852	Other Direct	Telephone, Fax	F32852 - F Cell Phone	3285	F8: Other Direct Costs - Other	MTDC	TDC	N/A
F33152	Other Direct	Other Operating Expenses	F33152 - F Business Meals	3315	F8: Other Direct Costs - Other	MTDC	TDC	N/A
F36112	Other Direct	Other Operating Expenses	F36112 - F Lease, Motor Vehicle	3611	F8: Other Direct Costs - Other	MTDC	TDC	N/A
F36122	Other Direct	Other Operating Expenses	F36122 - F Gas & Oil, Motor Vehicle	3612	F8: Other Direct Costs - Other	MTDC	TDC	N/A
F36132	Other Direct	Other Operating Expenses	F36132 - F Maintenance & Repair, Motor Vehicle	3613	F8: Other Direct Costs - Other	MTDC	TDC	N/A
F36142	Other Direct	Other Operating Expenses	F36142 - F Insurance, Motor Vehicle	3614	F8: Other Direct Costs - Other	MTDC	TDC	N/A
F36152	Other Direct	Other Operating Expenses	F36152 - F Garage Rent, Motor Vehicle	3615	F8: Other Direct Costs - Other	Excluded	TDC	N/A
F36412	Other Direct	Other Operating Expenses	F36412 - F Lease, Watercraft	3641	F8: Other Direct Costs - Other	MTDC	TDC	N/A
F36422	Other Direct	Other Operating Expenses	F36422 - F Gas & Oil, Diesel, Watercraft	3642	F8: Other Direct Costs - Other	MTDC	TDC	N/A
F36432	Other Direct	Other Operating Expenses	F36432 - F Maintenance & Repair, Watercraft	3643	F8: Other Direct Costs - Other	MTDC	TDC	N/A
F36442	Other Direct	Other Operating Expenses	F36442 - F Insurance, Watercraft	3644	F8: Other Direct Costs - Other	MTDC	TDC	N/A
F36452	Other Direct	Other Operating Expenses	F36452 - F Boat/Ship Rental	3645	F8: Other Direct Costs - Other	Excluded	TDC	N/A
F36462	Other Direct	Other Operating Expenses	F36462 - F Diesel, Watercraft	3646	F8: Other Direct Costs - Other	MTDC	TDC	N/A
F37162	Other Direct	Other Operating Expenses	F37162 - F Equipment Maintenance & Repair	3716	F6: Other Direct Costs - Equipment or Facility Rental/User Fees	MTDC	TDC	N/A
F37172	Other Direct	Equipment Rental	F37172 - F Equipment Rental	3717	F6: Other Direct Costs - Equipment or Facility Rental/User Fees	MTDC	TDC	N/A

F37182	Other Direct	Duplicating	F37182 - F Printing & Reproduction	3718	F1: Other Direct Costs - Materials and Supplies	MTDC	TDC	N/A
Object Code	Category Type	Category	Object Code Name	Sub code in KFS	Category on Ggov Form: based on KR Budget Category	F&A Applied		Fringe Benefit Type
Other Direct Costs								
F37202	Other Direct	Publication Cost/Documentation /Dissemination	F37202 - F Bookbinding & Publication Costs	3720	F2: Other Direct Costs - Publication Costs	MTDC	TDC	N/A
F37242	Other Direct	Communications/Marketing	F37242 - F Advertising-General	3724	F8: Other Direct Costs - Other	MTDC	TDC	N/A
F37262	Other Direct	Professional Services/Consultant	F37262 - F Studies or Consultants	3726	F3: Other Direct Costs - Consultant Services	MTDC	TDC	N/A
F37282	Other Direct	Postage	F37282 - F Freight & Delivery	3728	F1: Other Direct Costs - Materials and Supplies	MTDC	TDC	N/A
F37302	Other Direct	Professional Services/Consultant	F37302 - F Temporary Employee	3730	F3: Other Direct Costs - Consultant Services	MTDC	TDC	N/A
F37322	Other Direct	Subcontracts	F37342 - F Subcontract GREATER THAN \$25,000	3732	F5: Other Direct Costs - Subawards/Consortium/Contractual Costs	MTDC	TDC	N/A
F37342	Other Direct	Subcontracts	F37322 - F Subcontract LESS THAN \$25,000	3734	F5: Other Direct Costs - Subawards/Consortium/Contractual Costs	Excluded	TDC	N/A
F37362	Other Direct	Vertebrate Animals	F37362 - F Care of Animals	3736	F8: Other Direct Costs - Other	MTDC	TDC	N/A
F37462	Other Direct	Other Operating Expenses	F37462 - F Food Services	3746	F8: Other Direct Costs - Other	MTDC	TDC	N/A
F37472	Other Direct	Other Operating Expenses	F37472 - F Conference Services	3747	F8: Other Direct Costs - Other	MTDC	TDC	N/A
F37502	Other Direct	Other Operating Expenses	F37502 - F Medical/Physician Services	3750	F1: Other Direct Costs - Materials and Supplies	MTDC	TDC	N/A
F37522	Other Direct	Subcontracts	F37522 - F Other Contractual Services	3752	F5: Other Direct Costs - Subawards/Consortium/Contractual Costs	MTDC	TDC	N/A
F37050	Other Direct	Subcontracts	F37050 - F Other Contractual Services - COVID	3705	F5: Other Direct Costs - Subawards/Consortium/Contractual Costs	MTDC	TDC	N/A
F37542	Other Direct	Other Operating Expenses	F37542 - F Wind Tunnel	3754	F6: Other Direct Costs - Equipment or Facility Rental/User Fees	Excluded	Excluded	N/A

F37552	Other Direct	Other Operating Expenses	F37552 - F FMRI Center	3755	F6: Other Direct Costs - Equipment or Facility Rental/User Fees	MTDC	TDC	N/A
Object Code	Category Type	Category	Object Code Name	Sub code in KFS	Category on Ggov Form: based on KR Budget Category	F&A Applied		Fringe Benefit Type
Other Direct Costs								
F38802	Other Direct	Computer Time	F38802 - F Administrative Data Processing Contractual	3880	F4: Other Direct Costs - ADP/Computer Services	MTDC	TDC	N/A
F38812	Other Direct	Equipment	F38812 - F Administrative Data Processing Hardware/Lease	3881	F4: Other Direct Costs - ADP/Computer Services	MTDC	TDC	N/A
F38822	Other Direct	Equipment	F38822 - F Administrative Data Processing Hardware Maintenance	3882	F4: Other Direct Costs - ADP/Computer Services	MTDC	TDC	N/A
F38832	Other Direct	Software	F38832 - F Administrative Data Processing Software Rental	3883	F4: Other Direct Costs - ADP/Computer Services	MTDC	TDC	N/A
F38842	Other Direct	Software	F38842 - F Administrative Data Processing Software Maintenance	3884	F4: Other Direct Costs - ADP/Computer Services	MTDC	TDC	N/A
F38852	Other Direct	Computer Time	F38852 - F Academic Data Processing Contractual	3885	F4: Other Direct Costs - ADP/Computer Services	MTDC	TDC	N/A
F38862	Other Direct	Computer Time	F38862 - F Data Processing Telecommunication Contractual	3886	F4: Other Direct Costs - ADP/Computer Services	MTDC	TDC	N/A
F38902	Other Direct	Computer Time	F38902 - F Word Processing Contractual	3890	F4: Other Direct Costs - ADP/Computer Services	MTDC	TDC	N/A
F39142	Other Direct	Materials	F39142 - F Laboratory Supplies & Materials	3914	F1: Other Direct Costs - Materials and Supplies	MTDC	TDC	N/A
F39050	Other Direct	Materials	F39050 - F Supplies & Materials (Research/Lab) - COVID	3905	F1: Other Direct Costs - Materials and Supplies	MTDC	TDC	N/A
F39060	Other Direct	Materials	F39060- F Supplies & Materials (Instruction) - COVID	3906	F1: Other Direct Costs - Materials and Supplies	MTDC	TDC	N/A
F39070	Other Direct	Materials	F39070 - F Supplies & Materials (Safety) - COVID	3907	F1: Other Direct Costs - Materials and Supplies	MTDC	TDC	N/A
F39080	Other Direct	Materials	F39080 - F Supplies & Materials (Other) - COVID	3908	F1: Other Direct Costs - Materials and Supplies	MTDC	TDC	N/A
F39162	Other Direct	Materials	F39162 - F Office Supplies	3916	F1: Other Direct Costs - Materials and Supplies	MTDC	TDC	N/A
F39182	Other Direct	Materials	F39182 - F Agriculture Supplies	3918	F1: Other Direct Costs - Materials and Supplies	MTDC	TDC	N/A
F39222	Other Direct	Materials	F39222 - F Conference Supplies & Materials	3922	F1: Other Direct Costs - Materials and Supplies	MTDC	TDC	N/A

F39242	Other Direct	Materials	F39242 - F Instructional Materials	3924	F1: Other Direct Costs - Materials and Supplies	MTDC	TDC	N/A
Object Code	Category Type	Category	Object Code Name	Sub code in KFS	Category on Ggov Form: based on KR Budget Category	F&A Applied		Fringe Benefit Type
Other Direct Costs								
F39270	Other Direct	Materials	F39270 - F Purchase of Animals	3927	F1: Other Direct Costs - Materials and Supplies	MTDC	TDC	N/A
F39262	Other Direct	Materials	F39262 - F Care of Animals	3926	F1: Other Direct Costs - Materials and Supplies	MTDC	TDC	N/A
F39302	Other Direct	Materials	F39302 - F Medical Supplies	3930	F1: Other Direct Costs - Materials and Supplies	MTDC	TDC	N/A
F39462	Other Direct	Materials	F39462 - F Medical Drugs & Chemicals	3946	F1: Other Direct Costs - Materials and Supplies	MTDC	TDC	N/A
F39502	Other Direct	Materials	F39502 - F Audio Visual	3950	F1: Other Direct Costs - Materials and Supplies	MTDC	TDC	N/A
F39522	Other Direct	Materials	F39522 - F Other Supplies & Materials	3952	F1: Other Direct Costs - Materials and Supplies	MTDC	TDC	N/A
F39532	Other Direct	Other Operating Expenses	F39532 - F Equipment LESS THAN \$5,000	3953	F6: Other Direct Costs - Equipment or Facility Rental/User Fees	MTDC	TDC	N/A
F44050	Other Direct	Materials	F44050 - F Equipment Other - COVID	4405	F6: Other Direct Costs - Equipment or Facility Rental/User Fees	MTDC	TDC	N/A
F39642	Other Direct	Materials	F39642 - F Oxygen & Medical Gas	3964	F1: Other Direct Costs - Materials and Supplies	MTDC	TDC	N/A
F39672	Other Direct	Materials	F39672 - F Radioactive Material	3967	F1: Other Direct Costs - Materials and Supplies	MTDC	TDC	N/A
F39902	Other Direct	Other Operating Expenses	F39902 - F Academic Data Processing Supplies	3990	F1: Other Direct Costs - Materials and Supplies	MTDC	TDC	N/A
F39912	Other Direct	Other Operating Expenses	F39912 - F Administrative Data Processing Supplies	3991	F1: Other Direct Costs - Materials and Supplies	MTDC	TDC	N/A
F43302	Other Direct	Other Operating Expenses	F43302 - F Sensitive Equipment - Audio Visual & Photography	4330	F1: Other Direct Costs - Materials and Supplies	MTDC	TDC	N/A
F43602	Other Direct	Other Operating Expenses	F43602 - F Computers - Administrative	4360	F6: Other Direct Costs - Equipment or Facility Rental/User Fees	MTDC	TDC	N/A
F43612	Other Direct	Other Operating Expenses	F43612 - F Computers - Academic/Research	4361	F1: Other Direct Costs - Materials and Supplies	MTDC	TDC	N/A

F46002	Other Direct	Other Operating Expenses	F46002 - F Student Aid/Stipend	4600	F8: Other Direct Costs - Other	Excluded	TDC	N/A
Object Code	Category Type	Category	Object Code Name	Sub code in KFS	Category on Ggov Form: based on KR Budget Category	F&A Applied		Fringe Benefit Type
Other Direct Costs								
F46002	Other Direct	Other Operating Expenses	F46002 - F Student Aid/Stipend	4600	PHS Fellowship Supplemental - E Budget	MTDC	TDC	N/A
F46102	Other Direct	Other Operating Expenses	F46102 - F Tuition Scholarship/Fellowship	4610	F8: Other Direct Costs - Other	Excluded	TDC	N/A
F46102	Other Direct	Other Operating Expenses	F46102 - F Tuition Scholarship/Fellowship	4610	PHS Fellowship Supplemental - E Budget	Excluded	TDC	N/A
F46020	Other Direct	Other Operating Expenses	F46020 - F Grants/Subsidy/Distribution - COVID	4602	F8: Other Direct Costs - Other	MTDC	TDC	N/A
F49050	Other Direct	Other Operating Expenses	F49050 - F Fixed Charges - COVID	4905	F8: Other Direct Costs - Other	MTDC	TDC	N/A
F49202	Other Direct	Other Operating Expenses	F49202 - F Subscriptions	4920	F1: Other Direct Costs - Materials and Supplies	MTDC	TDC	N/A
F49312	Other Direct	Software	F49312 - F Licenses	4931	F4: Other Direct Costs - ADP/Computer Services	MTDC	TDC	N/A
F49702	Other Direct	Other Operating Expenses	F49702 - F Rent	4970	F6: Other Direct Costs - Equipment or Facility Rental/User Fees	Excluded	TDC	N/A
F49992	Other Direct	Other Operating Expenses	F49992 - F Other	4999	F8: Other Direct Costs - Other	MTDC	TDC	N/A
F51302	Other Direct	Alteration and Renovation	F51302 - F Additions & Major Renovation	5130	F7: Other Direct Costs - Alterations and Renovations	Excluded	TDC	N/A
F51502	Other Direct	Alteration and Renovation	F51502 - F Project Accounting Design	5150	F7: Other Direct Costs - Alterations and Renovations	Excluded	TDC	N/A
F99972	Other Direct	Other Operating Expenses	F99972 - F CASL Fee	9997	F8: Other Direct Costs - Other	Excluded	TDC	N/A
FX7012	Other Direct	Subcontracts	FX7012 - F Subcontract - direct costs do not apply F&A, NIH or 424R&R sub	X701	F5: Other Direct Costs - Subawards/Consortium/Contractual Costs	Excluded	Excluded	N/A
FX7022	Other Direct	Subcontracts	FX7022 - F Subcontract - direct costs APPLY F&A, NIH or 424R&R sub	X702	F5: Other Direct Costs - Subawards/Consortium/Contractual Costs	MTDC	TDC	N/A
FX7032	Other Direct	Subcontracts	FX7032 - F Subcontract - indirect costs do not apply F&A, NIH or 424R&R sub	X703	F5: Other Direct Costs - Subawards/Consortium/Contractual Costs	Excluded	Excluded	N/A

Object Code	Category Type	Category	Object Code Name	Sub code in KFS	Category on Ggov Form: based on KR Budget Category	F&A Applied		Fringe Benefit Type
Other Direct Costs								
FX7042	Other Direct	Subcontracts	FX7042 - F Subcontract - indirect costs APPLY F&A, NIH or 424R&R sub	X704	F5: Other Direct Costs - Subawards/Consortium/Contractual Costs	MTDC	TDC	N/A
FHFTC0001	Other Direct	Human Fetal Tissue Costs	FHFTC0001 - Human Fetal Tissue Costs	N/A	F8: Other Direct Costs - Human Fetal Tissue	MTDC	TDC	N/A
PHS Fellowship and Research Training budget-specific elements								
T33114TS	Other Direct	Other Operating Expenses	T33114TS - T PHS Training Travel In State	3311	PHS Training Budget Trainee Travel	MTDC	TDC	N/A
T33214TO	Other Direct	Other Operating Expenses	T33214TO - T PHS Training Travel Out of State	3321	PHS Training Budget Trainee Travel	MTDC	TDC	N/A
T33604TF	Other Direct	Other Operating Expenses	T33604TF - T PHS Training Travel Foreign	3360	PHS Training Budget Trainee Travel	MTDC	TDC	N/A
T46102OC	Other Direct	Other Operating Expenses	T46102OC - T PHS Tuition Other Cost Element	4610	PHS Training Budget other cost element	excluded	TDC	N/A
T46102PD	Other Direct	Other Operating Expenses	T46102PD - T PHS Tuition PostDoc Degree Seeking	4610	PHS Training Budget Post Doc Degree Tuition	excluded	TDC	N/A
T46102PN	Other Direct	Other Operating Expenses	T46102PN - T PHS Tuition PostDoc Non-Degree Seeking	4610	PHS Training Budget Post Doc Non-Degree Tuition	excluded	TDC	N/A
T46102RD	Other Direct	Other Operating Expenses	T46102RD - T PHS Tuition PreDoc Dual Degree Seeking	4610	PHS Training Budget Pre Doc Dual Degree Tuition	excluded	TDC	N/A
T46102RS	Other Direct	Other Operating Expenses	T46102RS - T PHS Tuition PreDoc Single Degree Seeking	4610	PHS Training Budget Pre Doc Single Degree Tuition	excluded	TDC	N/A
T46102UC	Other Direct	Other Operating Expenses	T46102UC - T PHS Tuition Undergraduate Cost Element	4610	PHS Training Budget Undergrad Tuition	excluded	TDC	N/A
T49992RE	Other Direct	Other Operating Expenses	T49992RE - T PHS Training Related Expenses	4999	PHS Training Budget Related Expenses	MTDC	TDC	N/A

Appendix III - KR Notification Emails

KR Notification Emails all come from kual kr-actionlist@umd.edu

Action	Email Subject	Email Message	Recipient
Proposal Created (Not a Copy)	Proposal No.[PROPDEV#] in Department [LEAD_UNIT# - LEAD_UNIT_NAME] has been created by [INITIATOR]	Attention Office of Sponsored Programs Proposal No. [PROPDEV#] has been created in Kual Research. Proposal No: [PROPDEV#] Proposal Initiator: Basic10 User Department: [LEAD_UNIT# - LEAD_UNIT_NAME] [SPONSOR# - SPONSOR NAME] Proposal Title: [TITLE] Due Date: [DUE DATE]	Contract Administrator, Unit Aggregators
Notify Investigator Certification Required	Regarding your involvement in Development Proposal [TITLE]	Please review the following proposal by clicking on Proposal Number. Please answer the certification questions if you agree to participate in this project. Proposal Details as follows: Document Number: [DOC ID#] Proposal Number: [PROPDEV#] LINK Proposal Title: [TITLE] Principal Investigator: [PI_NAME] Lead Unit: [LEAD_UNIT# - LEAD_UNIT_NAME] Sponsor: [SPONSOR# - SPONSOR NAME] Deadline Date: [DEADLINE_DATE]	The Investigator Notified
All Proposal Persons Certification Completed (note: this will be sent when all named personnel listed certify, regarding the role)	All Proposal Persons Certification Completed for [PROPDEV#]	All of the Proposal Person Certifications are completed. Proposal Details as follows: Document Number: [DOC ID#] Proposal Number: [PROPDEV#] Proposal Title: [TITLE] Principal Investigator: [PI_NAME] Lead Unit: [LEAD_UNIT# - LEAD_UNIT_NAME] Sponsor: [SPONSOR# - SPONSOR NAME] Deadline Date: [DEADLINE_DATE]	Initiator
Proposal is ready for approval for Primary Approver	Kuali Research Action - Proposal - APPROVE - PI: [PI NAME] - Due Date: [DUE DATE] - Lead Unit:[LEAD UNIT] - Sponsor: [SPONSOR] - Title: [TITLE]	Please complete the APPROVE action for [PI NAME] in Proposal for [TITLE] Your timely action is requested. Failure to act when an approval is requested will stop routing. To review the requested action: Document # [LINK] https://umd-sbx.kuali.co:/res/kc-pd-krad/proposalDevelopment?methodToCall=docHandler&docId=[DOC ID#]&command=displayActionListView Or, to see all actions requested: Action List [LINK] https://umd-sbx.kuali.co:/res/kew/ActionList.do , and then click on the numeric Document ID: [DOC ID#] in the first column of the List. Action Item sent to [USER ID]	Approver

Action	Email Subject	Email Message	Recipient
Proposal is ready for approval for Secondary Approver	Kuali Research Action - Proposal - APPROVE - PI: [PI NAME] - Due Date: [DUE DATE] - Lead Unit: [LEAD UNIT] - Sponsor: [SPONSOR] - Title: [TITLE]	<p>Please complete the APPROVE action for [PI NAME] in Proposal for [TITLE]. Your timely action is requested.</p> <p>Failure to act when an approval is requested will stop routing. To review the requested action: Document # [LINK]</p> <p>https://umd-sbx.kuali.co/res/kc-pd-krad/proposalDevelopment?methodToCall=docHandler&docId=[DOC ID#]&command=displayActionListView Or, to see all actions requested: Action List [LINK]</p> <p>https://umd-sbx.kuali.co/res/kew/ActionList.do, and then click on the numeric Document ID: [DOC ID#] in the first column of the List.</p> <p>For additional help, email <mailto:kr-actionlist@umd.edu> Action Item sent to [SECONDARY APPROVER USERID] for delegate type SECONDARY</p>	Secondary (Alternate) Approver
Proposal Approved by Another	Proposal [PROPDEV#] Approved by Another User	<p>Prop Dev Number [PROPDEV#] PI [PI_NAME] Lead Unit [LEAD_UNIT# - LEAD_UNIT_NAME] Sponsor Name [SPONSOR# - SPONSOR NAME] Title [TITLE] Deadline [DEADLINE_DATE]</p> <p>[PI NAME]'s Proposal [PROPDEV#] has been approved by another user. You can view this proposal through KC at the following address: Open document (LINK) If you have questions, please contact [PROPOSAL INITIATOR USERID] Thank you</p>	Other Approvers on Current Stop
Proposal Returned by Approver	[PI_NAME] 's Proposal [PROPDEV#] has been returned to the Aggregator	<p>[PI_NAME]'s Proposal 37261 has been returned to the Aggregator. The referenced proposal has been returned to the Aggregator for revisions and has been removed from your action list. THIS NOTIFICATION HAS BEEN SENT TO ALL APPROVERS AT THIS STOP.</p> <p>Proposal Summary: PI: [PI_NAME] Profit Center: [LEAD_UNIT# - LEAD_UNIT_NAME] Proposal Number: [PROPDEV#] Sponsor: [SPONSOR# - SPONSOR NAME] Prime Sponsor: [PRIME_SPONSOR# - PRIME_SPONSOR NAME] Deadline Date: [DEADLINE_DATE] Title: [TITLE] Sponsor Announcement: [OPPORTUNITY_ID# - OPPORTUNITY_TITLE]</p> <p>You can view this proposal through KC at the following address: Open document (LINK) If you have questions, please contact [PROPOSAL INITIATOR USERID] Thank you</p>	Other Approvers on Current Stop

Action	Email Subject	Email Message	Recipient
Proposal Recalled	Action List Reminder	<p>Your Action List has an eDoc(electronic document) that needs your attention:</p> <p>Document ID: [DOC ID#] Initiator: [AGGREGATOR] Type: Add/Modify ProposalDevelopmentDocument Title: [TITLE]; Proposal No: [PROPDEV#]; PI: [PI NAME]; [SPONSOR]; Due Date: [DUE DATE]</p> <p>To respond to this eDoc: Go to https://umd-sbx.kuali.co:/res/kc-pd-krad/proposalDevelopment?methodToCall=docHandler&docId=[PROPDEV#]&command=displayActionListView</p> <p>Or you may access the eDoc from your Action List: Go to https://umd-sbx.kuali.co:/res/kew/ActionList.do, and then click on the numeric Document ID: [DOC ID#] in the first column of the List.</p> <p>To view the route log of this document: Go to https://umd-sbx.kuali.co:/res/kew/RouteLog.do?documentId=[DOC ID#]</p> <p>To change how these email notifications are sent(daily, weekly or none): Go to https://umd-sbx.kuali.co:/res/kew/Preferences.do</p> <p>For additional help, email <mailto:kr-actionlist@umd.edu> Action Item sent to [AGGREGATOR]</p>	Aggregator that Recalled the Proposal'''
Proposal Approval Completed - Created Institute Proposal Record	[LEAD UNIT#] - Proposal [PROPDEV#] is submitted	The Proposal [PROPDEV#] has been submitted to sponsor. The institute proposal number is [IP#] .	Aggregators, Added Recipients [Prompted by User]
Attachment Updated During Approval Routing	[LEAD UNIT#] - Notification : Narrative added to proposal : [PROPDEV#]	A new attachment is uploaded for Proposal : 37256, Module No. 1 have been changed. Narrative Type: [ATTACHMENT_TAB] Module Description: [TITLE_OF_ATTACHMENT]	Past Approvers, Added Recipients [Prompted by User]
Data Override Update Took Place During Routing	[LEAD UNIT#] - Notification	[FIELD_CHANGED] for proposal [PROPDEV#] has been changed to [COMMENT]	Aggregators, OSP Admin (CA), Added Recipients [Prompted by User]