



QUICK FACTS

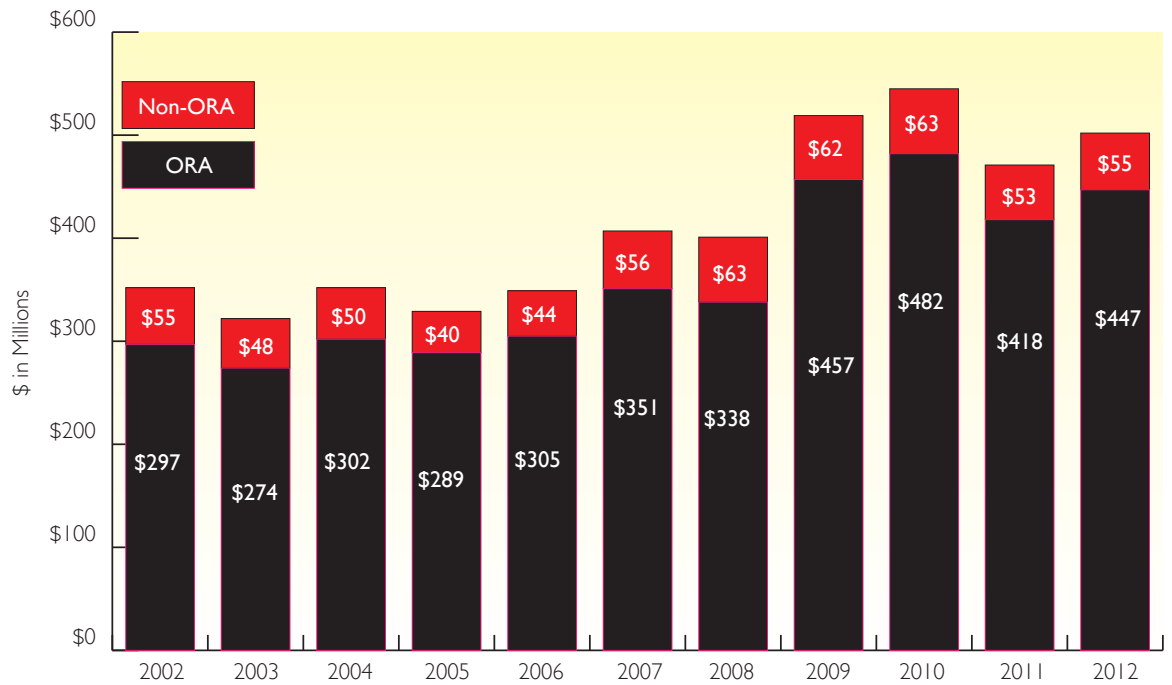
AWARDS » \$502,301,632

NUMBER OF AWARDS » 2680

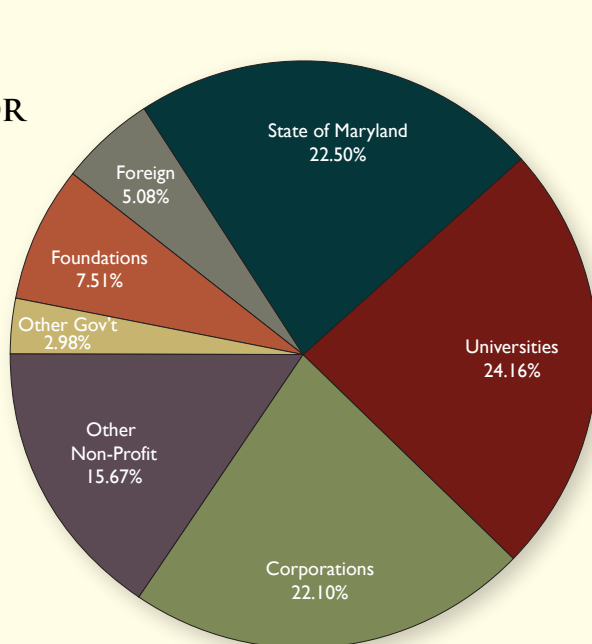
EXPENDITURES » \$467,909,753

NUMBER OF FACULTY RECEIVING AWARDS » 1451

AWARD ACTIVITY FY2002 - 2012

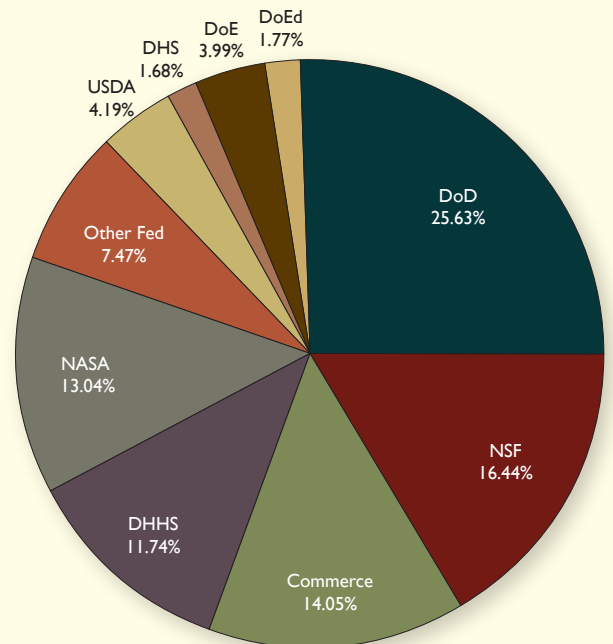


AWARDS BY SPONSOR



NON-FEDERAL FY 2012

Represents 20% of total projects administered by ORA



FEDERAL FY 2012

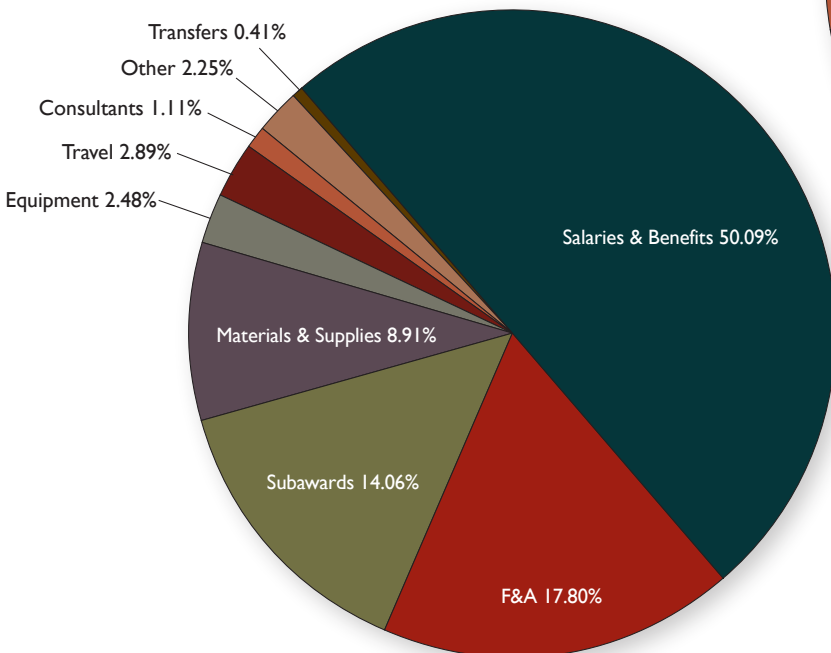
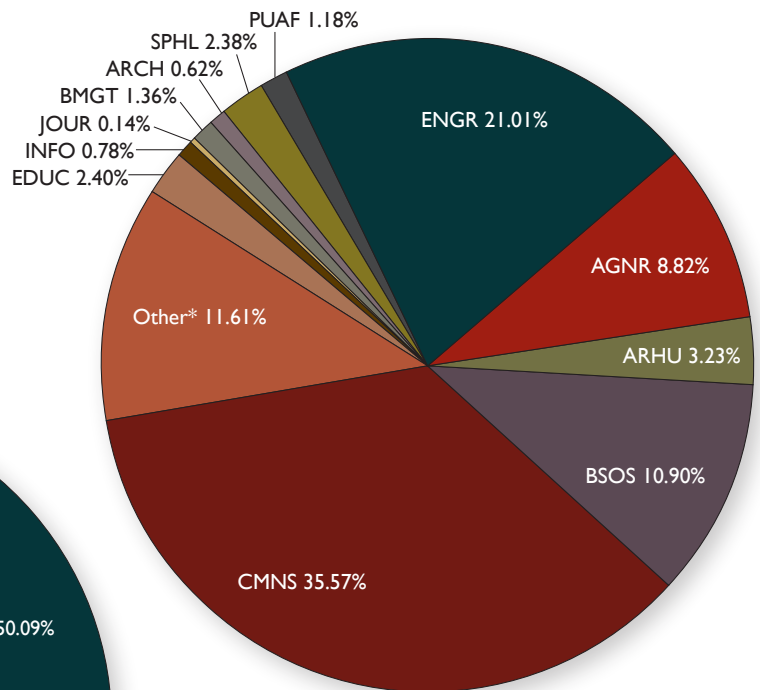
Represents 80% of total projects administered by ORA

AWARDS BY COLLEGE OR DIVISION FY2012

UM College	Projects Administered by ORA*	Other UM Sponsored Research & Outreach Activity	TOTAL AMOUNT RECEIVED
A. James Clark School of Engineering (ENGR)	\$93,561,176	\$11,993,108	\$105,554,284
College of Agriculture & Natural Resources (AGNR)	\$29,801,423	\$14,482,244	\$44,283,667
College of Arts & Humanities (ARHU)	\$15,391,460	\$828,897	\$16,220,357
College of Behavioral & Social Sciences (BSOS)	\$51,317,218	\$3,402,110	\$54,719,328
College of Computer, Math & Natural Sciences (CMNS)	\$176,499,603	\$2,165,646	\$178,665,249
College of Education (EDUC)	\$11,865,228	\$211,389	\$12,076,617
College of Information Studies (INFO)	\$3,700,397	\$239,870	\$3,940,267
Other Units **	\$45,030,265	\$13,288,100	\$58,318,365
Philip Merrill College of Journalism (JOUR)	\$307,512	\$375,000	\$682,512
Robert H. Smith School of Business (BMGT)	\$4,081,861	\$2,738,981	\$6,820,842
School of Architecture (ARCH)	\$2,353,073	\$757,688	\$3,110,761
School of Public Health (SPHL)	\$11,865,355	\$111,990	\$11,977,345
School of Public Policy (PUAF)	\$1,682,812	\$4,249,225	\$5,932,037
<b>TOTAL AWARDED FOR ALL SPONSORED PROJECTS</b>	<b>\$447,457,383</b>	<b>\$54,844,249</b>	<b>\$502,301,632</b>

\* Based on assigned Unit credit    \*\* "Other" Includes - EXST, FMGT, GRAD, LIBR, DIT, PRES, SVPAAP, UGST, VPAA, VPR, VPSA, VPUR

SPONSORED RESEARCH & OUTREACH  
ACTIVITY BY COLLEGE FY 2012 »



EXPENDITURES BY CATEGORY  
« FY 2012