

# UM Research 2007

1 July 06 – 30 June 07

## ORAA Organization & Welcome

The Office of Research Administration and Advancement (ORAA) is key to the University's success in achieving its vision of becoming one of the nation's preeminent public research universities. By functioning as an advocate and facilitator, the office encourages and assists administrators, faculty and leadership in engaging with the nonprofit, business, and government communities.

ORAA is the designated pre- and (non-financial) post-award administration office for the University of Maryland, providing top quality support to the campus community's research, creative activity, and outreach initiatives. ORAA identifies research opportunities and partnerships, facilitates the submission of all sponsored project proposals on behalf of the University, negotiates and executes agreements, provides sponsored projects education and communication and assists faculty, staff, and students in managing projects which are awarded to the University, managing training and implementing electronic Research Administration (eRA) initiatives.

## Summary of Activities

The University of Maryland, College Park (UM) has experienced considerable growth in extramural funding over the past ten years, more than doubling our award totals (FY98: \$192 million) to \$407 million in FY07. A total of 262 researchers were associated with bringing in \$500,000 or more.

In addition to an increase in proposal and award activity, the intensity of activity has also increased. Proposals are multi-disciplinary and require close coordination between the sponsors and UM. The resulting awards are often complex, involving multiple parties and containing special requirements.

ORAA recognizes the importance in sustaining this growth by being both responsive and flexible in its management of sponsored projects. ORAA seeks to promote research in this dynamic environment by providing expertise and support in a user-friendly environment for the faculty, staff and sponsors.

### Inside This Report

- 1 Welcome
- 2 Research & Outreach Totals
- 3 ORAA Activity
- 6 Research Expenditures

---

*UM has experienced considerable growth in the past ten years...more than doubling our sponsored award totals.*

---

## Sponsored Research & Outreach Totals

UM has a Sponsored Research & Outreach total of **\$407 million** for FY 2007. This combined total includes:

- ORAA – administered awards (\$351 million total in 2007)
- UM affiliated foundation grants & sponsored projects not granted through ORAA from:
  - University Research Corporation International (URCI)
  - University of Maryland Foundation (UMF)
  - University of Maryland College Park Foundation (UMCPF)
  - Federal appropriations for the Agriculture Experiment Station (AES) and Cooperative Extension Service (CES)
- Research center memberships
- Units with delegated signature authority: Maryland Fire & Rescue Institute (MFRI), Office of Professional Studies (OPS) and the Maryland Technology Enterprise Institute (MTECH)

### *Sponsored Research & Outreach Activity\* (by source)*

The following tables and charts illustrate sponsored research dollars at UM. Overall, the University experienced a 16% increase from FY 2006. When comparing FY 2006 & 2007, it is important to note the following:

---

*Federal Sources  
comprise 66% of UM's  
research dollars.*

---


- FY 2007 Federal funding totals reached **an all-time high of \$265 Million**
- State of Maryland funding **increased by nearly \$25 Million** in FY 2007

<u>Source</u>	<u>FY 2006</u>	<u>FY 2007</u>	<u>% Change</u>
<b>Federal</b>	\$244,153,912	\$265,704,001	<b>8.83%</b>
<b>State</b>	\$31,124,473	\$56,996,831	<b>83.13%</b>
<b>Corporate</b>	\$17,688,041	\$25,760,773	<b>45.64%</b>
<b>Foundations</b>	\$13,958,841	\$16,665,712	<b>19.39%</b>
<b>Other</b>	\$42,616,249	\$42,198,619	<b>-0.98%</b>
<b>TOTAL</b>	<b>\$349,541,516</b>	<b>\$407,325,937</b>	<b>16.53%</b>

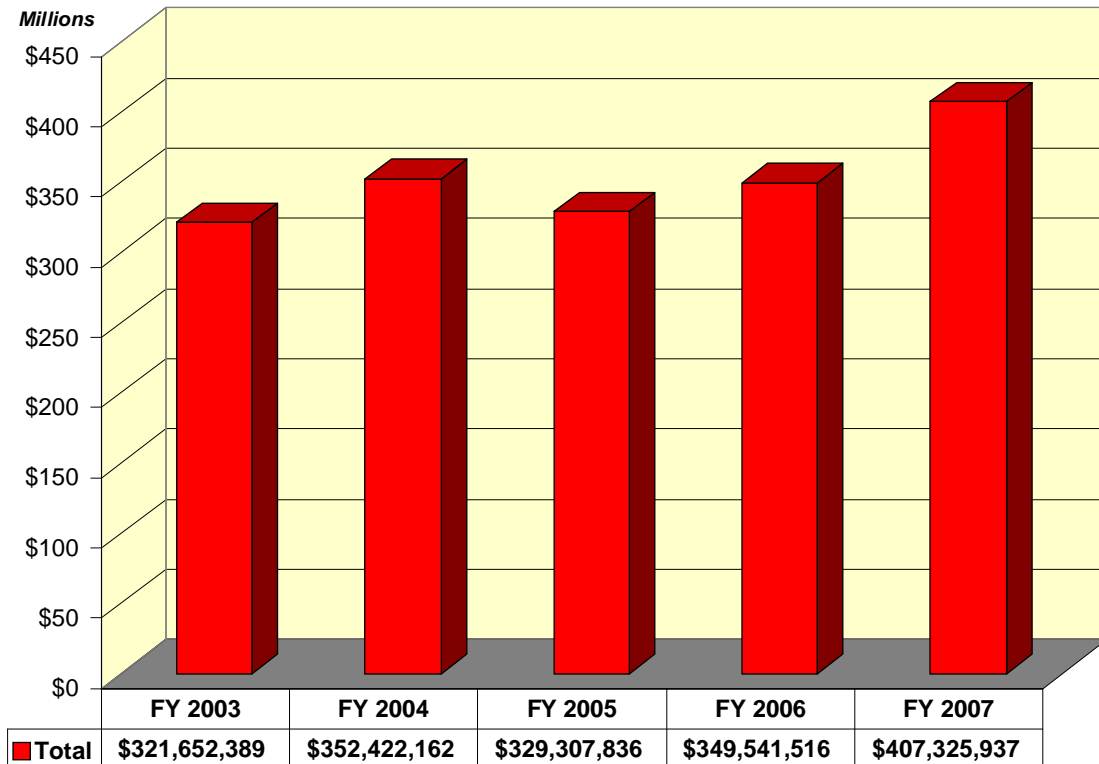
Combined ORAA & Non-ORAA managed award activity

### *Sponsored Research & Outreach: Award Activity - FY 2007*

The majority of funding during FY 2007 was from Federal sources. UM experienced a \$20 Million increase in Federal funding compared to FY 2006.



### Five Year Funding Trends at UM



## ORAA Data: Top Sponsors & Funding Sources

#### Department of Defense (DoD)

- FY 2007 funding of \$65,576,791 (18.7% of ORAA FY06 total)
- 623 award actions were recorded for FY 2007, a 6% increase from FY06 (586)

#### State of Maryland (STMD)

- FY 2007 funding of \$52,476,121 (15% of FY07 total)
- ORAA's STMD award dollars increased \$25 million from FY 2007 (\$30.3 million)

#### National Science Foundation (NSF)

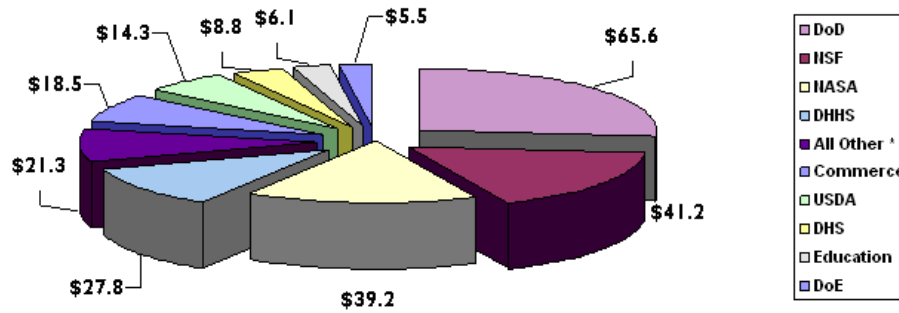
- FY 2007 funding of \$41,265,508 (11.8% of ORAA FY07 total)

---

*For FY 2007, ORAA completed 4,533 award actions, totaling \$351 million. This is a 15% increase from FY 2006.*

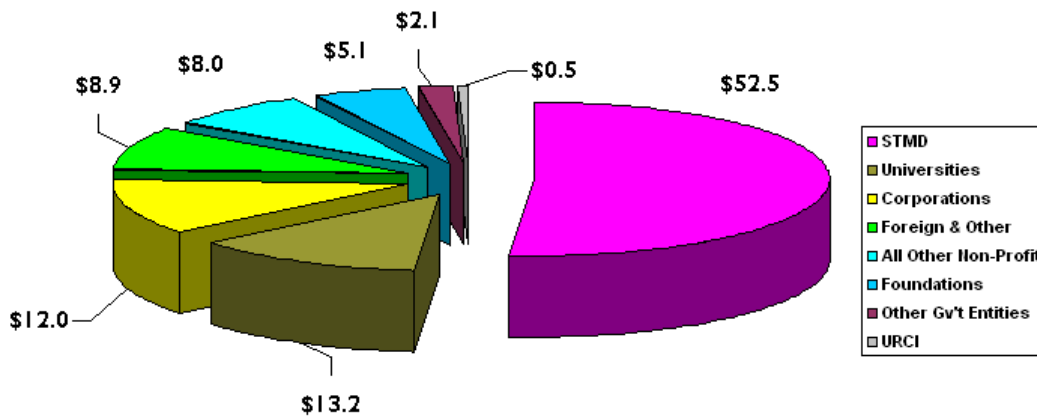
---

*ORAA-administered Federal award dollars during FY 2007 (in millions)*



Agency Name or Sub-category	Award Amount	Percentage of Federal	Percentage of FY06 Total
Department of Defense (DoD)	\$65,576,791	26.38%	18.68%
National Science Foundation (NSF)	\$41,265,508	16.60%	11.76%
Nat'l Aeronautics & Space Admin. (NASA)	\$39,283,850	15.81%	11.19%
Dept of Health & Human Svc (DHHS)	\$27,874,786	11.22%	7.94%
All Other Federal	\$21,321,745	8.58%	6.07%
Department of Commerce	\$18,519,005	7.45%	5.28%
Department of Agriculture (USDA)	\$14,238,013	5.73%	4.06%
Department of Homeland Security (DHS)	\$8,883,488	3.57%	2.53%
Department of Education	\$6,085,043	2.45%	1.73%
Department of Energy (DoE)	\$5,500,724	2.21%	1.57%
<b>FEDERAL TOTAL</b>	<b>\$248,548,953</b>	<b>100.00%</b>	<b>70.81%</b>

*ORAA-administered Non-Federal award dollars during FY 2007 (in millions)*



Agency or Sub-category	Award Amount	Percentage of Non-Federal	Percentage of FY07 Total
State of Maryland	\$52,476,121	51.21%	14.95%
Universities	\$13,246,154	12.93%	3.77%
Corporations	\$12,047,724	11.76%	3.43%
Foreign & Other Non-Federal	\$8,992,990	8.78%	2.56%
All Other Non-Profit	\$8,018,433	7.82%	2.28%
Foundations	\$5,067,370	4.94%	1.44%
Other Govt. Entities	\$2,139,698	2.09%	0.61%
Univ. Research Corp. Int'l (URCI)	\$487,683	0.48%	0.14%
<b>NON-FEDERAL TOTAL</b>	<b>\$102,476,173</b>	<b>100.00%</b>	<b>29.19%</b>

### *Sponsors Awarding a Total of \$1,000,000 or more in FY 2007\**

The following table lists the top sponsors in FY 2007. They account for **98.8%** of the FY 2007 Sponsored Research & Outreach total.

<b>Total Rank</b>	<b>Sponsor Name</b>	<b>Dollars Awarded</b>
1	Department of Defense (DoD)	\$65,576,791
2	State of Maryland (STMD)	\$52,476,121
3	National Science Foundation (NSF)	\$41,265,508
5	National Aeronautics & Space Administration (NASA)	\$39,283,850
4	Department of Health & Human Services (DHHS)	\$27,874,786
6	Department of Commerce	\$18,519,005
7	Department of Agriculture (USDA)	\$14,238,013
8	Universities	\$13,246,154
9	Other Federal	\$12,146,179
10	Corporations	\$12,047,724
11	Department of Homeland Security (DHS)	\$8,883,488
12	Institutes	\$6,193,502
13	Department of Education	\$6,085,043
14	Foreign Organization	\$5,647,706
15	Department of Energy (DoE)	\$5,500,724
16	Foundations	\$5,067,370
17	Department of the Interior (DoI)	\$3,672,840
18	All other Non-Federal	\$3,345,284
19	Local Government	\$1,972,642
20	Govt. Labs	\$1,388,647
21	Associations	\$1,335,364
22	Environmental Protection Agency (EPA)	\$1,254,395
	<b><u>\$1 Million-plus dollar total</u></b>	<b><u>\$347,021,136</u></b>

Source: UM Data Warehouse

\*All dollar totals are ORAA administered activity

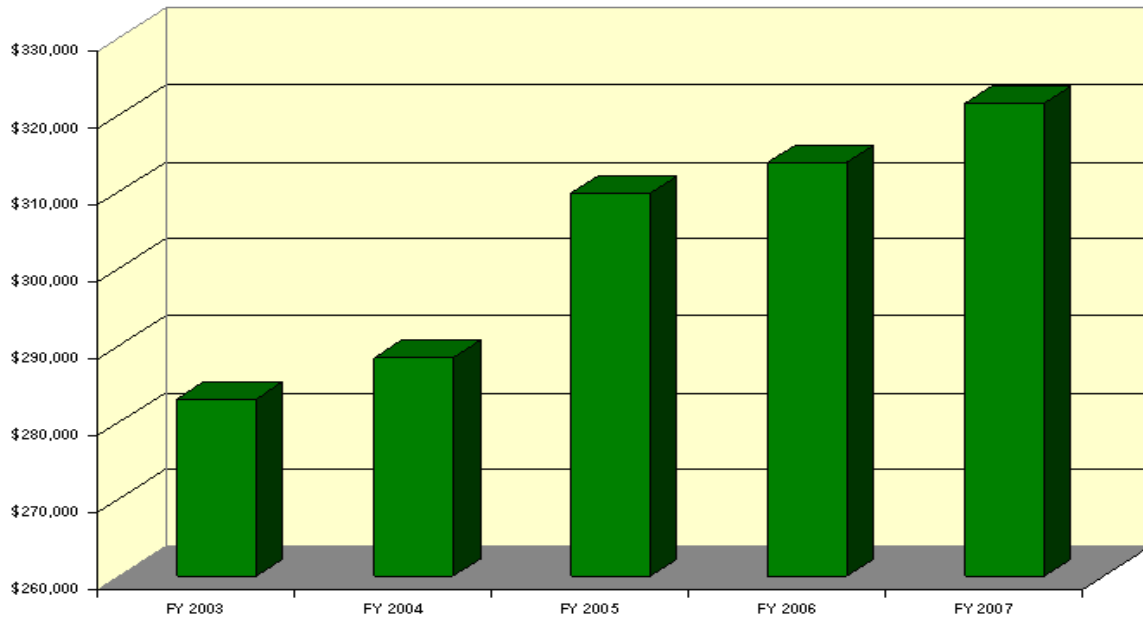
\*\* Represents all DOD sources, including Air Force, Army and Navy

### *Principal Investigators at UM in FY 2007\**

Overall number of PIs on active projects in FY 2007	981
Average Dollars per PI	\$357,824
Academic College w/ the most PIs on Administered Awards	CMPS - 251
Academic College with highest "PI per capita" Award dollars	ENGR - \$476,429

\* ORAA activity only

## Sponsored Program Expenditures Total University (Dollars in thousands)



	FY 2003	FY 2004	FY 2005	FY 2006	FY 2007
<i>Total University</i>	\$283,095,601	\$288,452,630	\$309,898,312	\$313,826,827	\$321,518,132

### *Fiscal Year 06 & 07: Sponsored Program Expenditures by Cost Element*

Cost Element	<u>FY 2006</u>	<u>FY 2007</u>	<u>% Change</u>
1. Salaries & Benefits	\$171,681,019	\$174,643,220	1.73%
2. Materials & Supplies	\$27,944,481	\$27,195,837	-2.68%
3. Equipment	\$5,462,190	\$6,803,045	24.55%
4. Travel	\$8,107,955	\$8,703,514	7.35%
5. Contractual Services	\$5,870,166	\$3,868,011	-34.11%
6. Subcontracts	\$32,351,653	\$37,271,628	15.21%
7. Other *	\$4,346,479	\$4,936,496	13.57%
8. Indirect Costs (F&A)	\$58,062,885	\$58,096,382	0.06%
<b><i>TOTAL</i></b>	<b><u>\$313,826,828</u></b>	<b><u>\$321,518,132</u></b>	<b><u>2.45%</u></b>

\* Including "Transfer" totals  
Source: UM Comptroller