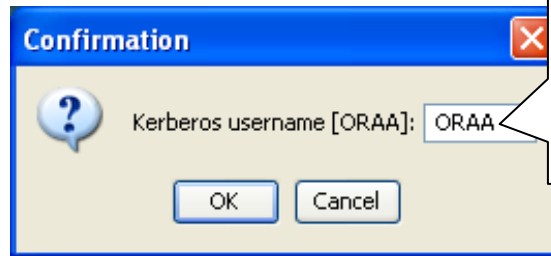
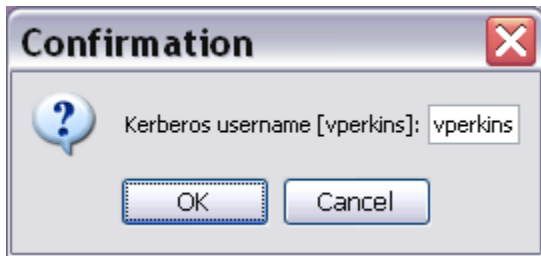
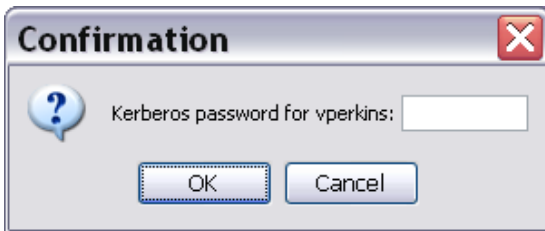


Accessing Coeus using Kerberos Authentication - May 2011

Locate the Coeus Production shortcut on your desktop and double click on it. If for some reason your shortcut is missing you can open a browser (Firefox, Safari, IE, Google) and enter this URL - <https://apps.umd.edu/coeus/coeus.jnlp>. A window will appear that contains your UM directory name (common login). (If the **Kerberos username** is blank, or is not your directory name, then delete the other name and enter your directory ID). Click **OK**.



The next window asks for a password. Enter the password you normally use in ARES to complete your timesheet.



The next screen you see should be the Coeus home page.

NOTE: Should you start to open Coeus and then change your mind, you will see several screens that you will need to close or to cancel. There currently is no workaround for this.

