

# eRA Commons - Registration

To access eRA Commons, users need both Login.gov and eRA Commons accounts. Both accounts must be associated with the same email (preferred UMD account). Login.gov accounts may be associated with a number of Federal systems simultaneously.

Login.gov is used to manage access to Grants.gov, NSF Research.gov, and eRA Commons. eRA Commons is used for NIH, FDA, SAMHSA and starting Fall 2023, NOAA.

If you do not have one of the accounts, please register by following the instructions below.

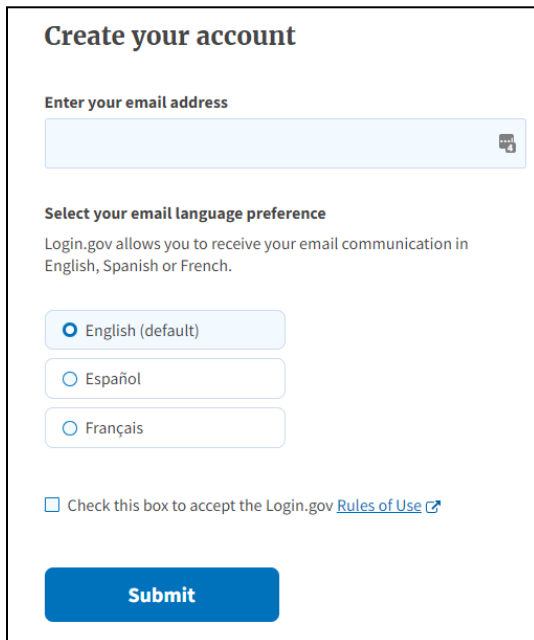
[If you do not have Login.gov](#)

[If you do not have eRA Commons ID](#)

Once you have both accounts, you will need to [link your eRA Commons ID to Login.gov account](#).

## If you do not have Login.gov

1. Go to [Login.gov](#) to register.
2. Enter your UMD email > Select your email language setting > Click Submit



**Create your account**

Enter your email address

Select your email language preference

Login.gov allows you to receive your email communication in English, Spanish or French.

English (default)

Español

Français

Check this box to accept the Login.gov [Rules of Use](#)

**Submit**

3. Go to your email inbox for the confirmation email. If you do not see this email in your inbox, please check your spam box as well.
4. Click on the “Confirm your email” button on the email that you have received from the login.gov.
5. Create a password.
6. Configure your second layer of security from the options below.
  - a. Authentication App: Get codes from an app on your phone, computer, or tablet ( e.g: Duo)
  - b. Phone: Get security codes by text message (SMS) or phone call
  - c. Backup codes: Login.gov will provide you 10 codes to use and keep in a safe place. You can use backup codes as your only authentication method if you don’t have any of the other options.

More information on how to create the login.gov account can be found [here](#).

## If you do not have an eRA Commons ID

Please request the eRA Commons ID from [here](#).

## link your eRA Commons ID to Login.gov account

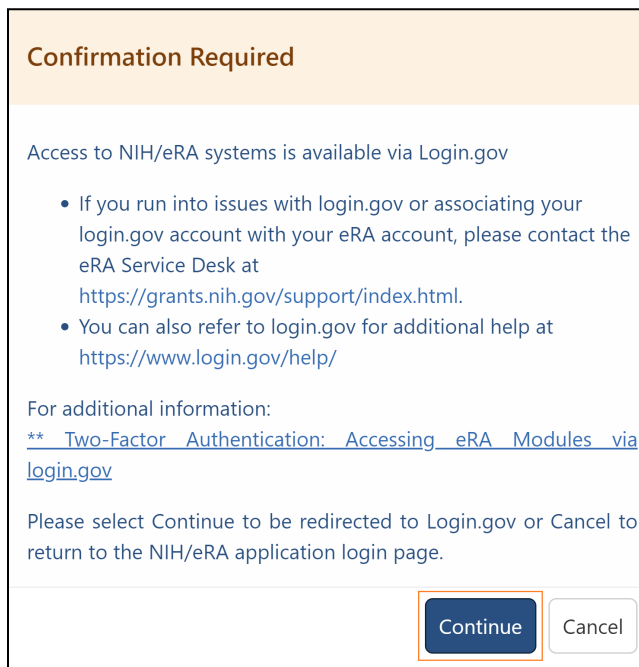
Make sure you have your eRA Commons ID and password.

If you are not sure about the password, please use the [forgot my password](#) feature.

1. Go to <https://public.era.nih.gov/commonsplus/public>
2. Click on the Login with Login.gov



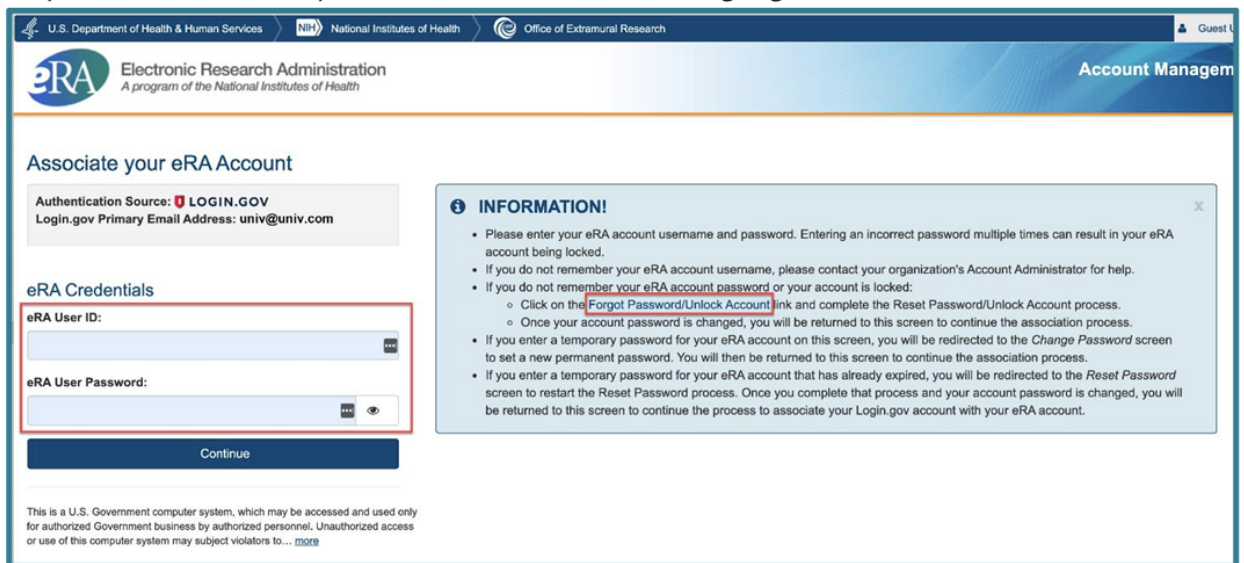
3. Click the Continue button for the Access to NIH via the Login.gov message



5. Login with your Login.gov information



6. After you have logged into the system with the Login.gov for the first time, you will need to associate your eRA Commons account to your Login.gov



7. If your eRA credentials are validated, then your Login.gov account will be successfully associated with your eRA Commons account, and you will directly access the eRA Commons.

- If the eRA credentials are not validated, please change your password by using the Forgot Password/Unlock Accounts on the Information section (image above).